



miamidade.gov

VIA ELECTRONIC CORRESPONDENCE

March 1, 2017

CCN: 60907
File No: 8.DC.20.34

Chief, Environmental Enforcement
Section
Environment and Natural Resources
Division
U.S. Department of Justice
P.O. Box 7611
Tom Mariani
Washington, D.C. 20044-7611
RE: DOJ No. 90-5-1-1-4022/1
Tom.Mariani@usdoj.gov

Chief, Clean Water Enforcement Branch
Water Protection Division
Attn: Brad Ammons
U.S. Environmental Protection Agency,
Region 4
61 Forsyth Street, S.W.
Atlanta, Georgia 30303
Ammons.Brad@epa.gov

Rachael Amy Kamons
Environmental Enforcement Section
U.S. Department of Justice
P.O. Box 7611
Ben Franklin Station
Washington, D.C. 20044-7611
Rachael.Kamons@usdoj.gov

Florida Department of Environmental
Protection
Southeast District – West Palm Beach
3301 Gun Club Road, MSC 7210-1
West Palm Beach, FL 33406
Attn: Compliance/Enforcement Section
Diane.Pupa@dep.state.fl.us

**RE: Consent Decree (Case: No. 1:12-cv-24400-FAM),
Reference DOJ Case No. 90-5-1-1-4022/1,
Section IX – Reporting Requirements, Paragraph 34 – Annual Reports –
2016 Annual Report**

Dear Sir/Madam:

In accordance with the provisions of Paragraph 34 of the above referenced Consent Decree, on behalf of Miami-Dade County, the Water and Sewer Department (WASD) submits to both the United States Environmental Protection Agency (EPA) and the State of Florida Department of Environmental Protection (FDEP) the 2016 Annual Report. The 2016 Annual Report covers the period of time from January 1, 2016 through December 31, 2016.

I certify under penalty of law that this document and all attachments were prepared under my direction or supervision in accordance with a system designed to assure that qualified personnel properly gather and evaluate the information submitted. Based on my inquiry of the person or persons who manage the system, or those persons directly responsible for gathering such information, the information submitted is, to the best of my knowledge

and belief, true, accurate and complete. I am aware that there are significant penalties for submitting false information, including the possibility of fine and imprisonment for knowing violations.

Should you have any questions regarding this matter, please call me at (786) 552-8120.

Sincerely,



Bertha Goldenberg, P.E., ENV SP, LEED® Green Associate
Assistant Director, Planning and Regulatory Compliance

Attachment: 2016 Annual Report

ec: Jonathan A. Glogau
Special Counsel
Chief, Complex Litigation
Office of the Attorney General
PL-01, The Capitol
Tallahassee, FL 32399-1050
850-414-3817
Jon.Glogau@myfloridalegal.com

Florida Department of Environmental Protection
Southeast District – West Palm Beach
3301 Gun Club Road, MSC 7210-1
West Palm Beach, FL 33406
Attn: Compliance/Enforcement Section
Jason.Andreotta@dep.state.fl.us
Lisa.M.Self@dep.state.fl.us
Sed.wastewater@dep.state.fl.us

Mayor Carlos A. Gimenez
Miami-Dade County
111 NW First Street 29th Floor
Miami, Florida 33128

Lester Sola, Director
Miami-Dade Water and Sewer Department
3071 SW 38th Avenue
Miami, Florida 33146

Jack Osterholt, Deputy Mayor/Director
Miami-Dade Regulatory and
Economic Resources
111 NW 1st. Street. 29th Floor
Miami, FL 33128
Josterholt@miamidade.gov

Abigail Price-Williams
Miami-Dade County Attorney
111 NW First Street Suite 2810
Miami, Florida 33128

William Bush
Associate Regional Counsel
U.S. EPA, Region 4
61 Forsyth Street, SW
Atlanta, Georgia 30303
Bush.William@epa.gov

William A. Weinischke
Senior Trial Attorney
Environmental Enforcement Section
Environment and Natural Resources Division
U.S. Department of Justice
P.O. Box 7611
Washington, D.C. 20044
Bill.Weinischke@usdoj.gov



2016 Annual Report (Third Annual Report)

January 1, 2016 through December 31, 2016

Prepared for

**United States Environmental Protection Agency and
Florida Department of Environmental Protection**

Consent Decree
Case: No. 1:12-cv-24400-FAM

Prepared by

**Miami-Dade County, Miami-Dade Water and Sewer Department and
the
Consent Decree Program Management Construction Management
Team**



Contents

List of Figures	ii
List of Tables	ii
1.0 Introduction	1
2.0 Requirements.....	1
3.0 Implementation Progress (January 1, 2016 - December 31, 2016).....	2
3.1 CD Reporting.....	2
3.2 Continuation of CMOM Programs of the First Partial Consent Decree and Second and Final Consent Decree Paragraph 18	2
3.3 New CMOM Programs.....	4
4.0 CMOM Programs Subject to Reporting Requirements.....	8
4.1 Continuation of Capacity, Management, Operations and Maintenance ("CMOM") Programs of the First Partial Consent Decree and Second and Final Partial Consent Decree – Paragraph 18.....	8
4.2 New CMOM Programs – Paragraph 19(a) through (h) and (j)	8
5.0 Sanitary Sewer Overflow Analysis.....	10
5.1 Number of Sanitary Sewer Overflows	10
5.2 Volume of Sanitary Sewer Overflows	12
5.3 Average Duration of Sanitary Sewer Overflows	12
5.4 Cause of Sanitary Sewer Overflows.....	14
6.0 Amendment to Last Annual Report	17

List of Figures

Figure 5.1 – SSO Events by Year	10
Figure 5.2 – SSO Events by Source.....	11
Figure 5.3 – Total Volume of SSOs.....	12
Figure 5.4 – SSO Events by Cause.....	14
Figure 5.5 – SSO Volume by Cause	15

List of Tables

Table 1-1 - EPA/FDEP Submittals of CD CMOM Programs	9
Table 5.1 - Average Duration of SSO Events... ..	13

Acronyms and Abbreviations

AC	Asbestos Cement
BCC	Board of County Commissioners
BOD	Biological Oxygen Demand
BODR	Basis of Design Report
CMOM	Capacity, Management, Operations, and Maintenance
CD	Consent Decree
CDWWTP	Central District Waste Water Treatment Plant
CIP	Capital Improvement Project
CIPP	Cured in Place Pipe
CMOM	Capacity, Management, Operations and Maintenance
DIW	Deep Injection Well
EFT	Electronic Funds Transfer
EPA	United States Environmental Protection Agency
FOG	Fats, Oils, and Grease
FDEP	Florida Department of Environmental Protection
FSE	Food Service Establishment
GDO	Grease Discharge Operations
GPD	Gallons per Day
GPM	Gallons per Minute
GIS	Geographic Information Systems
GSSOMP	Gravity Sewer System Operations and maintenance System
I/I	Inflow/Infiltration
IMS	Information Management System

Acronyms and Abbreviations (continued)

LF	Linear Foot
MGD	Million Gallons per Day
MS	Metropolitan Services
NDWWTP	North District Waste Water Treatment Plant
NPDES	National Pollutant Discharge Elimination System
N/A	Not Applicable
OOL	Ocean Outfall Legislation
PCCP	Pre-stressed Concrete Cylinder Pipe
PDR	Public Document Repository
PS	Pump Station
PSOPMP	Pump Station Operations and Preventative Maintenance Program
RER-DERM	Department of Regulatory and Economic Resources-Division of Environmental Resources Management
RTC	Real Time Control
RTU	Remote Telemetry Unit
R & R	Renewal and Replacement
SDWWTP	South District Waste Water Treatment Plant
SSO	Sanitary Sewer Overflow
SEP	Supplemental Environmental Project
SORP	Sewer Overflow Response Plan
SCADA	Supervisory Control and Data Acquisition
SSAMP	Sewer System Asset Management Program
TSS	Total Suspended Solids

Acronyms and Abbreviations (continued)

VFD	Variable Frequency Drive
VSCO	Volume Sewer Customer Ordinance
WASD	Miami-Dade Water and Sewer Department
WCTL	Wastewater Collection and Transmission Line
WCTS	Wastewater Collection and Transmission System
WWTP	Wastewater Treatment Plant

1.0 Introduction

Miami-Dade County ("County") submits this Annual Report ("Report") to the Environmental Protection Agency ("EPA") and the State of Florida Department of Environmental Protection ("FDEP") for review and comment in accordance with the requirements of Paragraph 34 of the Consent Decree ("CD"). This Report includes a narrative of progress made, including key accomplishments and significant activities, under the CMOM Programs implemented or modified pursuant to the CD for the most recent Calendar Year (January 1, 2016 through December 31, 2016), and provides a trends analysis of the number, volume, average duration, and cause of Miami-Dade's SSOs for the previous two (2) Calendar Years.

On May 21, 2013, the County approved a Consent Decree (CD) with the United States of America, the State of Florida Department of Environmental Protection, and the State of Florida, in the case styled *United States of America et. al. v. Miami-Dade County, Florida*, No. 1:12-cv-24400-FAM. On June 6, 2013, the CD was lodged with the United States District Court for the Southern District of Florida ("Court"). The Effective Date of the CD is December 6, 2013 (six months after the date of lodging). On April 9, 2014, the Court approved the CD with the United States of America, the State of Florida Department of Environmental Protection, and the State of Florida.

2.0 Requirements

Beginning two (2) months after the first full Calendar Year following the Effective Date of the CD, and two (2) months after each subsequent Calendar Year until termination of the CD, Miami-Dade shall submit to EPA and FDEP for review and comment an Annual Report. Each Annual Report shall cover the most recent applicable Calendar Year and shall include, at a minimum:

1. "A narrative summary of progress made, including key accomplishments and significant activities, under the CMOM Programs implemented or modified pursuant to this Consent Decree for the most recent Calendar Year."
2. "A trends analysis of the number, volume, average duration, and cause of Miami-Dade's SSOs for the previous two (2) Calendar Years."

3.0 Implementation Progress (January 1, 2016 - December 31, 2016)

3.1 CD Reporting

The County submitted four (4) quarterly reports covering the most recent Calendar Year (January 1, 2016 through December 31, 2016). Quarterly reports include the date, time, location, source, estimated duration, estimated volume, receiving water (if any) and cause of all SSOs occurring in the reporting period.

Two (2) semi-annual reports were submitted covering the most recent Calendar Year (January 1, 2016 through December 31, 2016). Semi-Annual Reports contain a description of projects and activities completed and milestones achieved during the reporting period, and those anticipated in the successive reporting period, in a Gantt chart. The semi-annual reports include a description of the status of compliance or non-compliance with the requirements of this CD and, if applicable, the reasons for non-compliance. Also, the semi-annual reports contain the amount, recipient and the date of transfer or use during the reporting period of funds obtained by the County from the collection of sewer rates for any purpose not related to the management, operation or maintenance of the Sewer System or to any capital improvement needs of the Sewer System that is required to be tracked and reported pursuant to the Financial Analysis Program set forth in Subparagraph 19(j)(v) of the CD.

On March 18, 2014, the County approved a resolution of commitment not to transfer funds from the collection of sewer rates for purposes not related to the management, operation, or maintenance of the Sewer System or its capital improvement needs. During this reporting period, there were no transfers of funds from the Miami-Dade Water and Sewer Department ("WASD") that are required to be tracked and reported by Paragraph 19(j)(v) of the CD and the Policy Resolutions.

3.2 Continuation of CMOM Programs of the First Partial Consent Decree and Second and Final Consent Decree Paragraph 18

[Adequate Pumping, Transmission and Treatment Capacity Program](#)

The Adequate Pumping, Transmission and Treatment Capacity Program ensures adequate transmission capacity for its pump stations and adequate treatment capacity for its Wastewater Treatment Plants. Pursuant to Paragraph 18(a) of the CD, Miami-Dade has incorporated the criteria in Appendix A of the CD into Section 24-42.3 of the Code of Miami-Dade County. The amendment was submitted to EPA/FDEP on May 20, 2014 - ahead of the CD compliance date of June 4, 2014. This program remains in compliance with the requirements of the CD and Section 24-42.3 of the Code of Miami-Dade County.

Pursuant to Appendix A of the CD, certifications are performed by the Department of Regulatory and Economic Resources-Division of Environmental Resources Management ("RER-DERM") and kept on file by WASD. The EPA can have access to these reports upon request. See Table A-1 (Appendix A) to review significant activities and key accomplishments during the most recent Calendar Year.

[Pump Station Remote Monitoring Program](#)

The Pump Station Remote Monitoring Program involves the installation and operation of remote monitoring equipment in all Wastewater Collection and Transmission System (WCTS) pump

stations within 6 months after the County becomes operationally responsible for a pump station. The pump station monitoring system shall continuously monitor, report, and transmit data.

Pump station remote monitoring equipment is installed during the pump station construction phase, prior to placing the pump station into operation. The pump station monitoring system provides the ability to continuously monitor, report, and transmit data. All the existing pump stations were upgraded with the latest technology, Supervisory Control and Data Acquisition (SCADA), Remote Terminal Units (RTUs), and operational software as part of Project 5.19, which was completed in November 2015.

WCTS Model

The WCTS Model was used in the development and implementation of CMOM Programs to optimize transmission capacity and to evaluate the impact of I/I rehabilitation projects; proposed modifications, upgrades and expansions to the WCTS; and performance of the WCTS. The WCTS Model was used to simulate the manifolded force mains and private pump stations that manifold into the County's force main system. See Table A-1 (Appendix A) to review significant activities and key accomplishments during the most recent Calendar Year.

Spare Parts Program

This program involves a spare parts inventory management program for the WCTS and WWTPs. The existing Spare Parts Inventory Management Program will be enhanced as the following new CMOM Programs are implemented: Gravity Sewer System Operations and Maintenance Program; Pump Station Operations and Preventative Maintenance Program; Force Main Operations, Preventative Maintenance and Assessment/Rehabilitation Program; and the Wastewater Treatment Plants Operations and Maintenance Program.

Volume Sewer Customer Ordinance ("VSCO") Program

The purpose of the Volume Sewer Customer Ordinance (VSCO) Program is to eliminate or otherwise control SSOs from the WCTS and the collection and transmission systems of present and future VSCs.

The amendment to the VSCO, pursuant to Paragraph 18(e)(ii), was submitted to the EPA/FDEP on March 14, 2014. Also, pursuant to Paragraph 18(e)(iii), a draft was written to include scheduling requirements and an approved VSC Plan of Compliance as defined in Appendix B of the CD. These proposed changes to amend the VSC Ordinance were submitted to the EPA/FDEP on April 4, 2014. RER-DERM revisions to the proposed amended VSC Ordinance were submitted to EPA/FDEP on February 23, 2015. On June 30, 2015, the proposed ordinance was read before the Board of County Commissioners (BCC). The proposed ordinance was adopted on first reading and scheduled for public hearing before the Metropolitan Services (MS) Committee on Wednesday, August 26, 2015. The MS Committee forwarded the VSCO to BCC with a favorable recommendation. The VSCO was presented before the BCC for the second reading and adopted on September 1, 2015. VSC's Sewer Atlas and Plan of Compliance were submitted to RER-DERM on or before January 6, 2016 and March 11, 2016, respectively.

3.3 New CMOM Programs

Fats, Oils and Grease (“FOG”) Control Program

This program requires the County to regulate industrial and commercial sources of oil and grease. In addition, this program involves a review, evaluation and revision of the County's previous program. RER-DERM has organized the FOG Control Program into the following three projects: Project 1: FOG Characterization, Control Device Design, and Management, Operation and Maintenance Standards; Project 2: FOG Control Inspections, Enforcement, Compliance and Outreach; and Project 3: FOG Ordinance and Enforcement Management.

A FOG Control Ordinance workshop was held on May 18, 2015. The deliverable was submitted to EPA/FDEP on the CD compliance date June 8, 2015. RER-DERM received comments on the Program from EPA and FDEP on December 28, 2016.

The program is pending EPA and FDEP approval. See Table A-2 (Appendix A) to review significant activities and key accomplishments during the most recent Calendar Year.

Sewer Overflow Response Plan (“SORP”)

The SORP is a program for identifying and reporting SSOs. The plan will establish timely and effective methods and means of responding to, cleaning up, and/or minimizing the impact of SSOs; timely reporting of the location, volume, cause, impact, and other pertinent SSO information to the appropriate regulatory agencies; and timely and effective notification of SSOs to potentially impacted public. In addition, the plan involves a re-evaluation of the County's previous program.

The SORP deliverable was submitted to EPA/FDEP on July 2, 2015 - ahead of the CD compliance date of July 6, 2015. The program is pending EPA and FDEP approval.

Information Management System (“IMS”) Program

The IMS program will aid County managers and field supervisors to adequately track scheduled operational and maintenance activities; evaluate operations, maintenance, customer service, and sewer system rehabilitation activities; and improve overall sewer system performance.

The IMS program deliverable was submitted to EPA/FDEP on December 4, 2015 - ahead of the CD compliance date of December 7, 2015. The program is pending EPA and FDEP approval.

Sewer System Asset Management Program (“SSAMP”)

The Sewer System Asset Management Program is designed to maintain a desired level of service for the County's Sewer System and considers the life cycle cost to ensure compliance with regulatory requirements and the CD.

The Sewer System Asset Management Program was submitted to EPA/FDEP on the CD compliance date of October 6, 2015. The program is pending EPA and FDEP approval.

[Gravity Sewer System Operations & Maintenance Program \(“GSSOMP”\)](#)

The Gravity Sewer System Operations and Maintenance Program will address SSOs, particularly those caused by FOG, roots and/or debris obstructions. The program will facilitate proper operation and maintenance activities associated with gravity mains in the WCTS.

The Gravity Sewer System Operations and Maintenance Program was submitted to EPA/FDEP on the CD compliance date of February 6, 2015. WASD received comments on the Program from EPA and FDEP on July 1, 2016. WASD corrected all deficiencies in the Program identified by EPA and FDEP and submitted responses to the deficiencies on August 12, 2016.

The program is pending EPA and FDEP approval.

[Pump Station Operations & Preventative Maintenance Program \(“PSOPMP”\)](#)

The Pump Station Operations and Preventive Maintenance Program will facilitate proper operation and maintenance activities associated with the pump stations within the WCTS.

The Pump Station Operations and Preventative Maintenance Program was submitted to EPA/FDEP on April 2, 2015 - ahead of the CD compliance date of April 6, 2015. WASD received comments on the Program from EPA and FDEP on June 24, 2016. WASD addressed all comments and answered all questions provided by EPA and FDEP and submitted responses to the deficiencies on July 29, 2016.

The program is pending EPA and FDEP approval.

[Force Main Operations, Preventative Maintenance & Assessment/Rehab Program](#)

The Force Main Operations, Preventative Maintenance and Assessment/Rehabilitation Program will facilitate proper operation and maintenance activities associated with force mains within the WCTS. A criticality assessment will also be performed of the structural integrity of the force mains and the risk of force main critical failure.

WASD has conducted condition assessments of pre-stressed concrete cylinder pipe force mains. The Force Main Operations, Preventative Maintenance and Assessment/Rehabilitation Program was submitted to EPA/FDEP on the CD compliance date August 6, 2015. The program is pending EPA and FDEP approval.

[Force Main Rehabilitation/Replacement Program](#)

The Force Main Rehabilitation/Replacement Program includes standard procedures for repairing, rehabilitating and replacing force mains.

The Force Main Rehabilitation/Replacement Program was submitted to EPA/FDEP on December 4, 2015 - ahead of the CD compliance date of December 7, 2015. The program is pending EPA and FDEP approval.

[WWTP Operations and Maintenance Program](#)

The WWTP Operations and Maintenance Program is being developed in accordance with Paragraph 19(h) in the CD. This program will facilitate proper operation, maintenance and equipment replacement activities associated with the WWTPs.

The Wastewater Treatment Plant Operations and Maintenance Program was submitted to EPA/FDEP on May 5, 2015 - ahead of the CD compliance date of May 6, 2015. WASD received comments on the Program from EPA and FDEP on August 22, 2016. WASD corrected all deficiencies in the Program identified by EPA and FDEP and submitted responses to the deficiencies on November 21, 2016.

The program is pending EPA and FDEP approval.

Specific Capital Improvement Projects (“CIPs”)

Based on previous investigations, Miami-Dade County has identified certain rehabilitation projects that are intended to address conditions currently causing SSOs or contributing to NPDES permit violations. These specific capital improvement projects are identified and described in the Work Plan set forth in Appendix D of the CD. Miami-Dade County shall complete each of these capital improvement projects in accordance with the schedules set forth in Appendix D.

The following Capital Improvement Projects were completed during the most recent Calendar Year (January 1, 2016 through December 31, 2016):

Wastewater Treatment Plant (WWTP)

- O₂ Plant Process Control Phase 2 at CD WWTP (CIP 2.23) was completed on April 25, 2016 ahead of the CD compliance date of March 9, 2017.
- Flood Mitigation at ND WWTP (CIP 3.9) was completed on June 24, 2016 ahead of CD compliance date of August 13, 2017.
- Yard Piping Replacement at ND WWTP (CIP 3.10) was completed on May 24, 2016 ahead of the CD compliance date of December 4, 2021.

Wastewater Collection and Transmission System (“WCTS”)

- Government Cut Force Main Phase 3 (CIP 4.3) was completed on November 23, 2016 - ahead of the CD compliance date of April 8, 2017.
- Rehabilitation of 72 inch PCCP Force Main in North Dade (CIP 4.4) was completed on May 5, 2016 ahead of the CD compliance date of March 5, 2018.

Sewer Pump Station System

- Upgrade of PS No. 0488 (CIP 5.10) was completed on December 8, 2016 - ahead of the CD compliance date of May 9, 2018.
- Refurbish Emergency Generators and Controls at Regional Pump Stations (CIP 5.13) was completed on February 4, 2016 - ahead of the CD compliance date of July 20, 2016.

Financial Analysis Program (“FAP”)

The purpose of the Financial Analysis Program is to effectively establish and track the sufficiency of funds for operations and maintenance, capital projects financing, and debt service coverage associated with the Sewer System, including, without limitation, the continued work pursuant to the CD.

The Financial Analysis Program was completed and submitted to EPA/FDEP on December 4, 2014 - ahead of the CD compliance date December 8, 2014. WASD received comments on the Program from EPA and FDEP on November 25, 2015. WASD corrected all deficiencies in the Program identified by EPA and FDEP and submitted responses to the deficiencies on January 29, 2016.

The program is pending EPA and FDEP approval.

4.0 CMOM Programs Subject to Reporting Requirements

4.1 Continuation of Capacity, Management, Operations and Maintenance ("CMOM") Programs of the First Partial Consent Decree and Second and Final Partial Consent Decree – Paragraph 18

A narrative summary of the continuing CMOM Programs and their significant activities for the previous calendar year can be found in Appendix A Table A-1.

4.2 New CMOM Programs – Paragraph 19(a) through (h) and (j)

During this reporting period, EPA and FDEP commented on four (4) of the nine (9) New CMOM Programs submitted in 2014 and 2015. The County developed responses to EPA's and FDEP's comments and questions for those four (4) CMOM Programs and submitted the respective response to EPA and FDEP within the permissible timeframe. However, none of the new CMOM Programs submitted to the EPA and FDEP were approved during the reporting period. The CMOM Programs submitted to EPA/FDEP for review and comment are listed in Table 1-1.

On the September 17, 2015, CD Program Monthly Progress Meeting with EPA and FDEP, the County proposed a deadline for the submittal of a consolidated implementation activities schedule to capture, track and phase all the implementation activities identified from each CMOM Program in accordance with paragraph 19 (d) and (h) of the CD. The County, EPA and FDEP agreed to a deadline of March 2016 for the submittal of the CMOM Program Consolidated Implementation Activities Schedule. The County submitted a consolidated implementation schedule for New CMOM Programs to EPA/FDEP for review and approval on March 31, 2016. The Implementation Schedule is pending EPA and FDEP approval.

Since the submittal of the CMOM Programs, the County has initiated some of the early implementation activities from the consolidated implementation activities schedule submitted on March 31, 2016

Upon approval of the CMOM Programs, the County has expressed to EPA/FDEP during the CD monthly Progress Meetings that the implementation schedule will be revised and resubmitted as appropriate.

The County has failed to meet the CD Compliance Date of December 31, 2016, for CD Appendix D-2 Capital Improvement Project (CIP) 5.16. All other CD requirements were met for the reporting Period. Of the four (4) pump stations included in CIP 5.16, only one (1) pump station did not meet the compliance date of December 31, 2016.

4.2.1 Specific Capital Improvement Projects ("CIPs") Program – Paragraph 19(i)

The County has identified certain rehabilitation projects that are intended to address conditions currently causing SSOs or contributing to NPDES permit violations. In accordance with Paragraph 19(i), these specific capital improvements are identified and described in the Work Plan set forth in Appendix D of the CD. A narrative summary of these CIPs and their significant activities for the previous calendar year can be found in Tables A-3.1, A-3.2, and A-3.3 for the WWTPs; Tables A-4.1 and A-4.2 for the WCTLs; and Table A-5 for the Sewer Pump Station Systems included in Appendix A.

Table 1-1 EPA/FDEP Submittals of CD CMOM Programs

CD CMOM Programs	CD Reference	CD Deadline	Completion or Submittal Date	EPA/FDEP Comments	Resubmittal Date	EPA/FDEP Approval
Financial Analysis Program	Section VI, para 19(j)	12/8/2014	12/4/2014	11/25/2015	1/29/2016	N/A
Fats, Oils and Grease (FOG) Control Program	Section VI, para 19(a)	6/8/2015	6/8/2015	12/28/2016	N/A	N/A
Sewer Overflow Response Plan	Section VI, para 19(b)	7/6/2015	7/2/2015	N/A	N/A	N/A
Information Management System	Section VI, para 19(c)	12/7/2015	12/4/2015	N/A	N/A	N/A
Sewer System Asset Management	Section VI, para 19(d)	10/6/2015	10/6/2015	N/A	N/A	N/A
Gravity Sewer System Operations and Maintenance Program	Section VI, para 19(e)	2/6/2015	2/6/2015	7/1/2016	8/12/2016	N/A
Pump Station Operations and Preventative Maintenance Program	Section VI, para 19(f)	4/6/2015	4/2/2015	6/24/2016	7/29/2016	N/A
Force Main Operations, Preventative Maintenance and Assessment/Rehabilitation Program	Section VI, para 19(g)	8/6/2015	8/6/2015	N/A	N/A	N/A
Force Main Rehabilitation and Replacement/Program	Section VI, para 19(g)(iv)	12/7/2015	12/4/2015	N/A	N/A	N/A
WWTP Operations and Maintenance Program	Section VI, para 19(h)	5/6/2015	5/5/2015	8/22/2016	11/21/2016	N/A

5.0 Sanitary Sewer Overflow Analysis

A trends analysis of the number, volume, average duration, and cause of Miami-Dade's Sanitary Sewer Overflow (SSO) and Building Backup (BBU) events was conducted for the previous two (2) Calendar Years and the current reporting period (January 1, 2014 through December 31, 2016). The data gathered in accordance with the CD quarterly reporting requirements since the effective date of the CD are also depicted in the figures below.

5.1 Number of Sanitary Sewer Overflows

Figure 5.1 provides a summary of the number of SSO and BBU events by year.

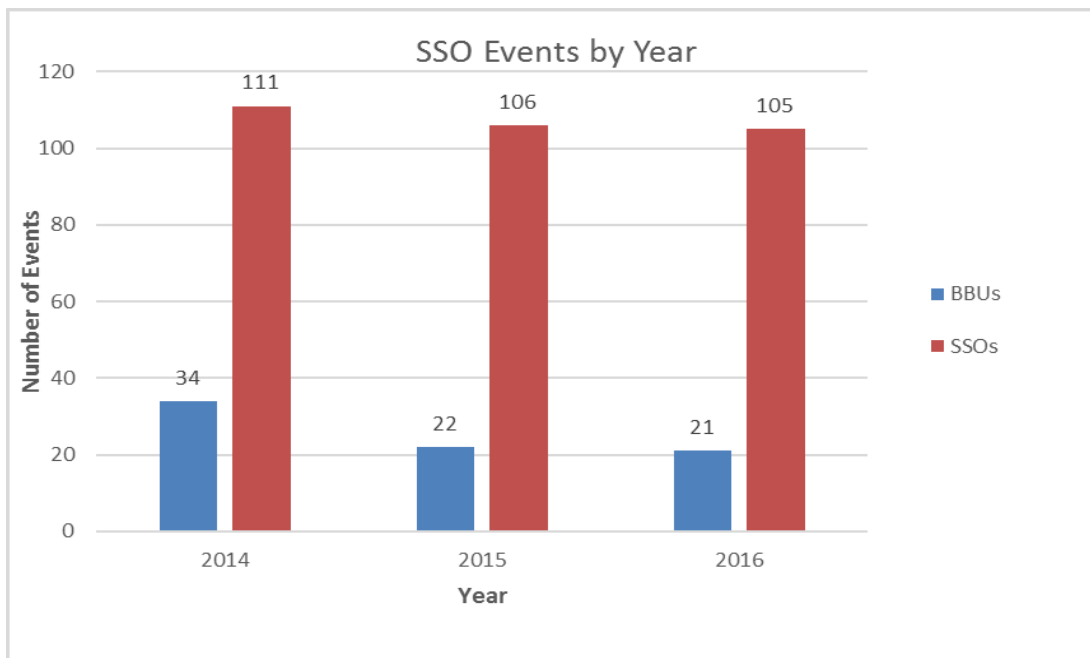


Figure 5.1 – SSO Events by Year

As noted in Figure 5.1, there was a slight reduction in the number of SSOs and BBUs. From calendar year 2015 and 2016, there was a decrease of one (1) in the number of SSO events and one (1) Building Back Up (BBU). This amounts to a one percent (1%) decrease in the number of SSOs and 5% decrease in the number of BBUs for the same period.

Figure 5.2 provides a summary of the number of SSO and BBU events by year and source.

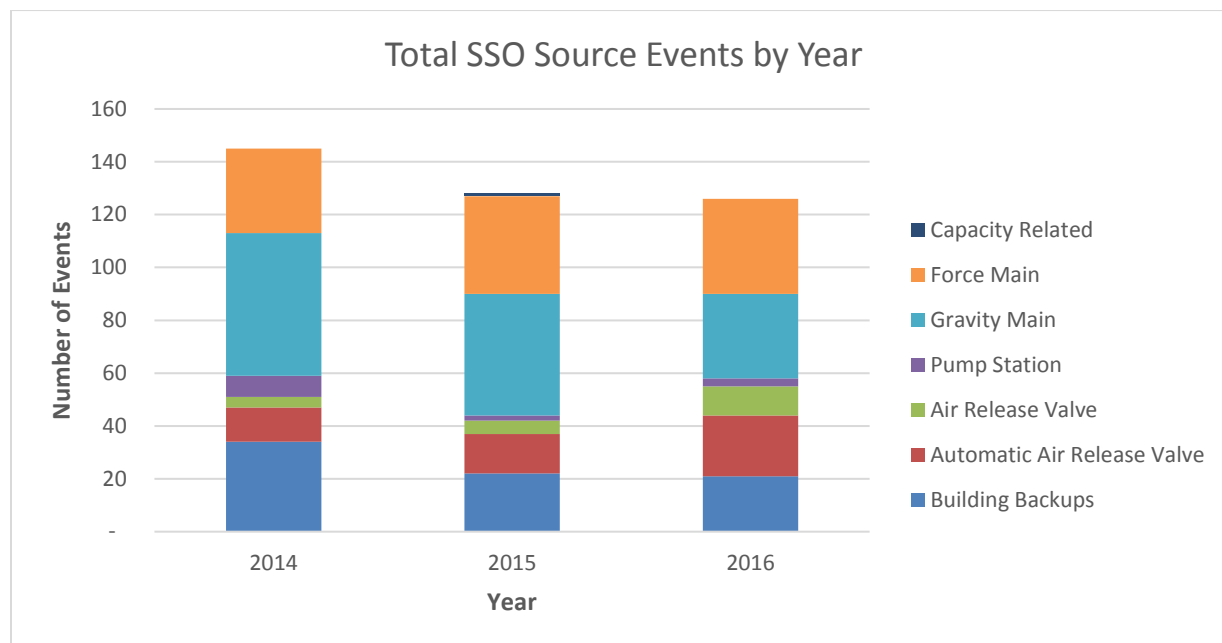


Figure 5.2 - SSO Events by Source

As shown in Figure 5.2, the distribution of SSO by source indicates a slight downtrend compared to prior years. One source increase was related to SSOs categorized as manual and automatic air release valve (ARV) caused events. The figure illustrates an increase in the number of manual air release valves incidents. In 2015, five (5) incidents were caused by failing manual valves, in 2016 that number increased to 11 events; representing a 120% increase. Automatic air release valves (AARV) related incidents also increased for the same period; from 15 in 2015 to 23 in 2016. A 53% increase in the number of incidents. The Wastewater Collection and Transmission Line Division (WWCTLD) identified this trend during their monthly spill evaluation meeting and monitored the data. It was determined that the failures were attributable to a manufacturer defect in design. The ARV were targeted and will be phased out of the system.

SSOs originating from force mains in 2016 totaled 36; whereas those recorded in 2015 totaled 37. This is a 3% reduction in force main related SSOs. Gravity main related incidents in 2016 registered a 30% decrease between 2015 and 2016; from 46 to 32 for the same periods.

Pump station related incidents increased from two (2) to three (3); this means 50% more incidents in 2016 than in 2015.

Building Back-Ups, as Figure 5.2 shows, decreased by 5% between 2015 and 2016. This resulted from the number of BBUs dropping from 22 in 2015 to 21 in 2016.

5.2 Volume of Sanitary Sewer Overflows

Figure 5.3 shows the total SSO volume within each categorized source. A full breakdown of all SSO volumes is available in Appendix B of this document.

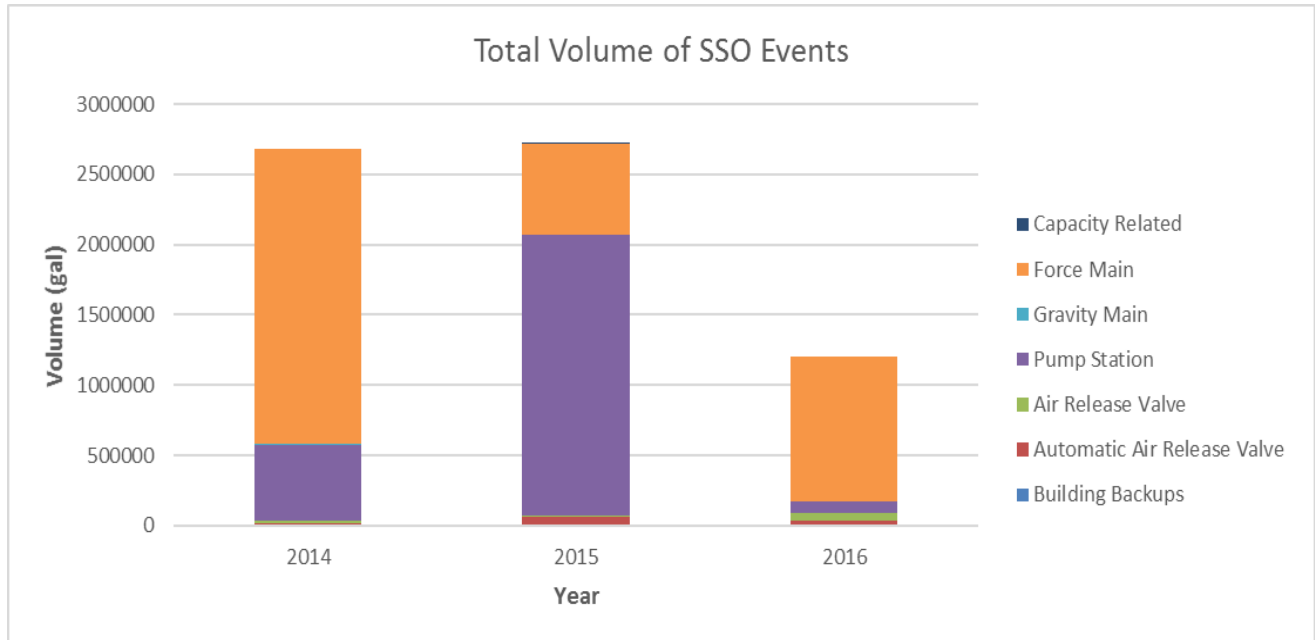


Figure 5.3 - Total Volume of SSOs

Figure 5.3 The total SSO volume discharging from the WCTS has decreased since 2014 by 1,481,321 gallons, 55% reduction. A significant decrease since 2015 of 1,520,427 gallons and 56% reduction. Two million gallons of the volume in 2015 was attributed to one outlier event. If the trend is analyzed excluding this single major spill the decreasing total volume trend still stands.

As Figure 5.3 depicts, there were no capacity related incidents in 2016. Force main related incident volume increased by 57% from 651,001 gallons in 2015 to 1,124,873 gallons in 2016. However, when compared with 2014, force main related incidents volume decreased by 51%; from 2,101,605 gallons in 2014 to 1,124,873 gallons in 2016.

Gravity main SSO volume decreased from 1,629 gallons in 2015 to 1,008 gallons in 2016, a 38% decrease. The proportion of SSO volume originating from the gravity sewer system to the total SSO volume is 0.1%.

SSO volumes ascribed to Pump Stations decreased between 2015 and 2016 by 1,914,403 gallons. This translates to a 96% decrease in the volumes discharged. If compared to 2014 the decrease in volume is 456,113 gallons, 84% less, it should be noted the outlier 2015 event afore mentioned deeply impacted the trend. Manual air release valves incidents, increased by 50,032 gallons from 2015 to 2016. This is a 1442% increase in the volume contributed by ARVs. When compared to 2014 ARVs also registered an increase in volume discharged of 34,302 gallons; a 179% increase. The trend with ARV is on the increase. AARVs caused SSO volume decreased by 28,850 gallons, this represents an 45% decrease in the volume discharged by such valves from 2015 to 2016. Comparing the 2014 with 2016 AARV discharges indicates an increase of 22,172 gallons: a 178% increase.

5.3 Average Duration of Sanitary Sewer Overflows

The average duration of SSO events can be viewed in Table 5.1. For Building Backups, the “Time” and “Duration” parameters are seldom characteristically the same. For these reasons, Building Backups have not been included in the calculations of average duration.

Table 5.1 - Average Duration of SSO Events

Year	Average Duration (HH:MM)	Median Duration (HH:MM)
2014	2:10	N/A
2015	4:36	1:41
2016	2:07	1:30

5.4 Cause of Sanitary Sewer Overflows

A cause breakdown of SSOs is shown in Figure 5.4. A full breakdown of all SSO causes is available in Appendix B of this document.

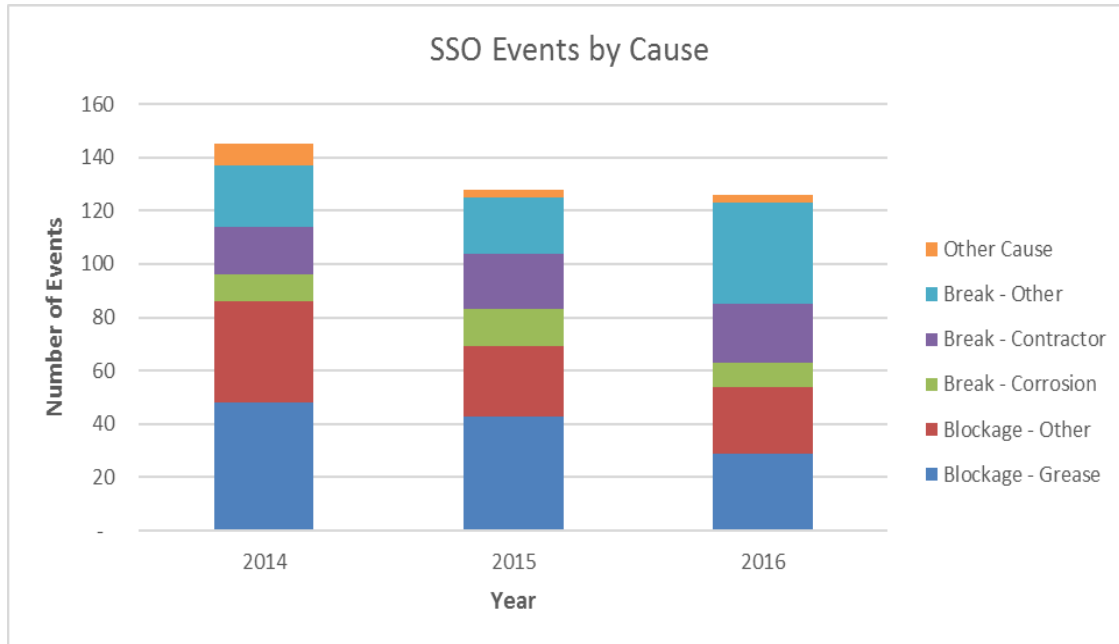


Figure 5.4 - SSO Events by Cause

The number of SSOs caused by grease blockages from 2016 decreased by 33% when compared to 2015, a reduction in 19 grease related incidents. Comparing 2016 and 2014 reveals a decrease of 40% in the number of grease related SSOs. Blockages classified as “other” decreased by four (4%) percent from 2015 to 2016, a reduction of 1 incident. The reduction in the number of blockages that occurred attributed to other causes when comparing 2016 and 2014 shows a 34% decrease, 13 less incidents in 2016 than in 2014. Breakages caused by corrosion in 2016 decreased by 5 incidents when compared to 2015, this is a 36 percent decrease in such events. The same comparison between 2016 and 2014 shows a decrease of one (1) corrosion caused incident, resulting in a 10% reduction.

Contractor related breakages between 2015 and 2016 grew by one (1) incident, a five (5) percent increase. The same comparison between 2014 and 2016 indicates a 22% augmentation in this type of incident, this amounts to an increase of 4 incidents. Breakages attributed to other causes may include Building Back-Up (laterals); Malfunctioning, Riser/Nipple, Valve, and Vandalism related to AARV and ARVs; Pump Stations, Gravity Mains; Bedding/Settlement, and Other Force Main related causes. This field grew by 17 incidents from 2015 to 2016: 81%. Comparing 2014 and 2016 results in an increase of 15 breakages classified as other, a 65% growth. The increment of 17 and 15 incidents when comparing 2016 to 2015 and 2014 respectively may be connected to the defective ARVs mentioned in the discussion of SSO Events by Source.

The amount of SSOs classified as other cause may include; FPL Service Outage, Pump, Pipe/Pump-out, Electrical, Level/Bubbler, Bypass Operation, Contractor; SCADA, other Pump Station related issues; rain, surcharge conditions, pressure, and Capacity Related issues. This category did not change from 2015 to 2016; 3 incidents each year. The same comparison between

2014 and 2016 shows 5 less incidents in 2016 resulting in a 63 percent decrease. Even though there was no change in the trend between 2015 and 2016, Figure 5.4 shows a decreasing trend for this series

Figure 5.5 shows the total volume of all SSOs broken down by the cause of the SSO. A full breakdown of all SSO volumes is available in Appendix B of this document.

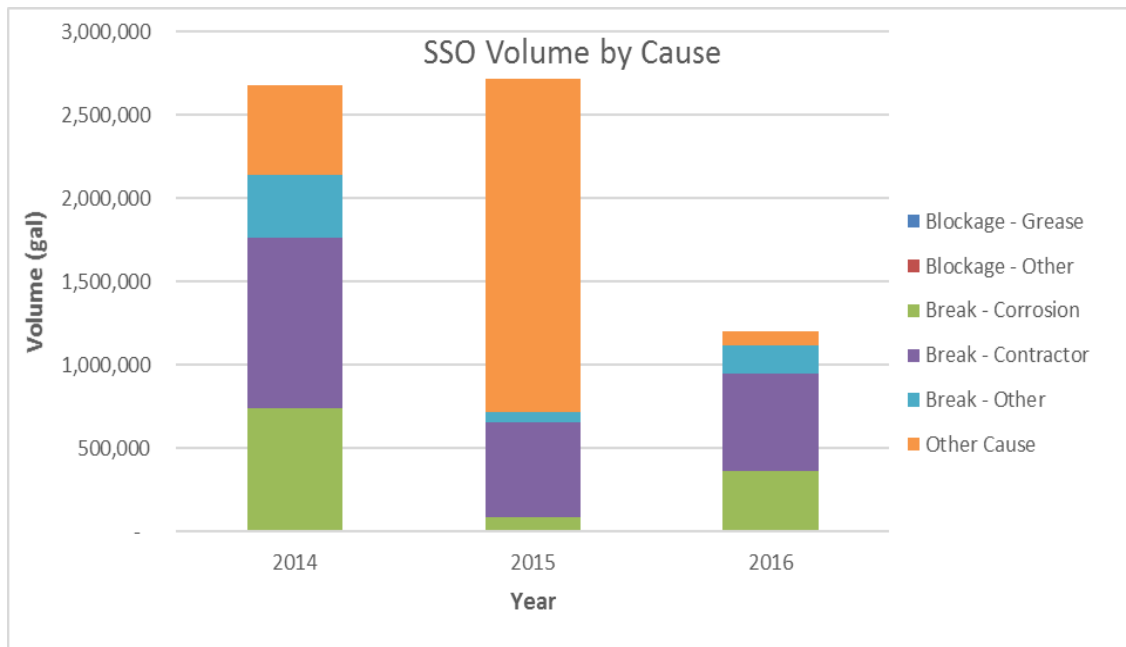


Figure 5.5 – SSO Volume by Cause

The total volume spilled in 2016 diminished significantly in comparison with the two (2) previous years. From 2015 to 2016 the decrease in total volume discharged was 1,520,427 gallons, a 56% decline. The same comparison for 2014 and 2016 reveals a reduction in volume of 1,481,321 gallons, amounting to a 55% decrease.

Contractor related breakages in 2016 discharged 12,142 less gallons than that same category for 2015, this means a two (2) percent reduction in the volume spilled. A 43% reduction is registered when comparing contractor related breakages from 2014 and 2016. This means 434,523 less gallons were spilled by contractors in 2016 than in 2014. Contractor related breakage remains a significant cause in the number of incidents and volume of SSO discharged.

Breakages attributed to other causes increased by 165% from 2015 to 2016. Meaning 103,845 more gallons were released on 2016 than 2015. Applying the same comparison between years 2014 and 2016 shows a reduction of 56% in volume released, equating 211,246 less gallons spilled in 2016 than 2014

SSOs that occurred due to causes other than blockages and breakages in 2016 released 1,914,903 less gallons than in 2015. This results in a 96 percent decrease in the volume spilled for this category. It may include; FPL Service Outage, Pump, Pipe/Pump-out, Electrical, Level/Bubbler, Bypass Operation, Contractor; SCADA, and other Pump Station related issues; and Capacity Related issues.

Figure 5.5 indicates the massive reduction originated from the outlier event in 2015 previously discussed. Comparing 2014 and 2016 for the same category indicates 456,113 less gallons were spilled in 2016 than 2014, translating to a reduction of 84%.

6.0 Amendment to Last Annual Report

There are no amendments to the 2015 Annual Report

Appendix A

CMOM Programs Significant Activities / Key Accomplishments

Table A-1 Continuing CMOM Programs January 1, 2016 through December 31, 2016

CMOM Program	CMOM Program Status	CD Reference	Significant Activities / Key Accomplishments
Adequate Pumping, Transmission and Treatment Capacity Program	Work on the program is ongoing.	Section VI, Paragraph 18(a)	<ol style="list-style-type: none"> 1. Monitored and tracked the monthly submittal of the Elapsed Time (ET) readings by each Volume Sewer Customer Utility. 2. Placed under Moratorium those pump stations that exceeded the maximum 10 hours pursuant to the Nominal Average Pump Operating Time (NAPOT). 3. Removed from Moratorium those pump stations for which the utility completed and certified the Remedial Action Plans (RAP) below the 10 hours pursuant to the Nominal Average Pump Operating Time (NAPOT). 4. Completed monthly reports for the Certification of Nominal Average Pump Operating Time (NAPOT) for each Volume Sewer Customer Utility. 5. Sent copies of the Certification of Nominal Average Pump Operating Time (NAPOT) to each Volume Sewer Customer Utility. 6. Upgraded ET system/database to automatically place pump stations with missing ET or duplicate readings under Incomplete Moratorium (IN). 7. Upgraded ET system/database to automatically place pump stations under Incomplete Moratorium (IN) for failure to submit ET readings by the 14th of the following month.
Pump Station Remote Monitoring Program	Work on the program is ongoing.	Section VI, Paragraph 18(b)	<p>The continuing program involves the installation and operation of remote monitoring equipment in all Pump Stations in the Wastewater Collection and Transmission System (WCTS) within 6 months after the County becomes operationally responsible for Pump Station.</p> <p>All of the existing pump stations were upgraded with the latest technology Supervisory Control and Data Acquisition (SCADA) Remote Terminal Units (RTUs) and operational software as part of Project 5.19, which was completed in November 2015.</p>

Table A-1 Continuing CMOM Programs January 1, 2016 through December 31, 2016

CMOM Program	CMOM Program Status	CD Reference	Significant Activities / Key Accomplishments
Wastewater Collection and Transmission Model	Work on the program is ongoing.	Section VI, Paragraph 18(c)	<p>1) Completed hydraulic modeling analysis to provide evaluation of impact from proposed modifications, upgrades and expansions to the WCTS within each CD project deadline: 4.10, 5.11, 5.04, 5.05, 5.06 and 5.07.</p> <p>2) Continued efforts to develop Model and GIS integration procedures according to Paragraph 18(c)(iv).</p> <p>3) Completed the compilation of available information on wastewater private pump stations.</p> <p>4) Continued efforts to incorporate private PS flows into the Model according to Paragraph 18(c)(ii).</p> <p>5) Continued efforts towards the development of a Model Calibration Plan according to Paragraph 18(c)(iv).</p> <ul style="list-style-type: none"> • Developed hydraulic model networks to match WCTS conditions at the time of occurrence of calibration events as defined in calibration plan. • Completed efforts associated with collection of required data for calibration of hydraulic model according to Paragraph 18(c)(iv). • Initiated first stage calibration of WASD WCTS Hydraulic Model which involves the hydraulic parameters of all force mains as well as major gravity lines. • Some of tasks associated with this objective included: Selection of Calibration Events; Determination of Flows; SCADA data compilation for comparison with model results; Development of Real Time Control (RTC) for selected calibration events; Development of Flow Monitoring Plan; Complete Model/GIS element crosswalk. <p>6) Completed update of hydraulic model pump station connectivity in addition to the sustained efforts to update gravity sewer elevations for the entire system and major gravity sewer lines according to Paragraphs 18(c)(iii) and 18(c)(iv).</p> <p>7) Continued efforts to update hydraulic model with information available for CD Projects, Ocean Outfall Legislation Projects, Master Plan Projects, Pump Station Improvement Projects as well as New Development Projects in an effort to maintain the most up to date projection scenarios for years 2015, 2020, 2025 and 2035 in the Pump Model.</p>

Table A-1 Continuing CMOM Programs January 1, 2016 through December 31, 2016

CMOM Program	CMOM Program Status	CD Reference	Significant Activities / Key Accomplishments
Spare Parts Program	Work on the program is ongoing.	Section VI, Paragraph 18(d)	<p>This program is a continuing inventory management program for spare parts for the WCTS and WWTPs.</p> <p>The existing Spare Parts Inventory Management Program will be enhanced as the following new CMOM Programs are implemented: Gravity Sewer System Operations and Maintenance Program; Pump Station Operations and Preventative Maintenance Program; Force Main Operations, Preventative Maintenance and Assessment/Rehabilitation Program; and the Wastewater Treatment Plants Operations and Maintenance Program.</p>
Volume Sewer Customer ("VSC") Ordinance Program	The VSC Program and the VSC Ordinance were amended in accordance with Paragraph 18(e) of the CD.	Section VI, Paragraph 18(e)	<p>The proposed ordinance was adopted on first reading and scheduled for public hearing before the Metropolitan Services (MS) Committee on Wednesday, August 26, 2015. The MS Committee forwarded the VSCO to BCC with a favorable recommendation. The VSCO was presented before the BCC for the second reading and adopted on September 1, 2015.</p> <ol style="list-style-type: none"> 1. RER-DERM reviewed SSO reports from all VSCs. 2. RER-DERM placed moratoriums within the PS basin when required by Chapter 24 3. RER-DERM received 2015-CMOM Annual Reports from all VSCs. 4. RER-DERM received 2017 Electronic GIS Sanitary Sewer Atlas with As-Built from all VSCs. 5. RER-DERM received Sanitary Sewer Evaluation Surveys from All Utilities. 6. RER-DERM & WASD reviewed/testing Electronic Sanitary Sewer GIS Atlas submitted by VSCs.

Table A-2 New CMOM Programs January 1, 2016 through December 31, 2016

CMOM Program	CMOM Program Status	CD Reference	Significant Activities / Key Accomplishments
Fats, Oils and Grease ("FOG") Control Program	Pending EPA/FDEP review.	Section VI, Paragraph 19(a)	<p>RER-DERM submitted revisions to FOG Control Program on December 8, 2016. EPA and FDEP sent out comments on the Program on December 22, 2016. Response to EPA and FDEP Comments on the FOG Control Program were initiated. Program was pending EPA and FDEP approval. Work on the program was ongoing:</p> <ol style="list-style-type: none"> 1. Developed new FOG Control Technician Training Program, including class and field time. 2. Hired four (4) new FOG Control Technicians and one (1) FOG Inspector. 3. Developed, deployed and updated "Did You Know" flyers. Flyers are being distributed by DERM Plan Review, FOG Technicians/Inspectors, and Liquid Waste Transporters (LWTs). 4. Submitted Continuing Education Credits (CEC) Course titled "Fats, Oils & Grease Control Device Design, Operation & Maintenance" to Florida Board of Professional Engineers. 5. Continued FOG Outreach Program, including workshops: a. Liquid Waste Transporters (LWTs), January 11, 2016; b. FOG Control Device Design, Operation & Maintenance, March 9, 2016. Included 4 CEC for FL Profesional Engineers; c. FOG Control Program Update (eManifest Demonstration); d. June 2016, One-on One eManifest input form LWT; e. FOG tent at August & September Adopt-A-Tree events; f. 1st FOG Round Table on September 14, 2016; g. South Florida Plumbing and Mechanical Chief Code & Standards meeting September 21, 2016; h. Utility Round Table October 12, 2016; i. eManifest training for LWT on October 13 & 20, 2016. 6. Developed conceptual electronic manifest (eManifest) system. Coordinate with WASD and Pompano/Broward to receive monthly hauled waste disposal data. 7. Received monthly hauled waste disposal data from Pompano/Broward. 8. Performed training for Plumbing Departments reviewing FOG Control Devices. 9. Updated FSE FOG Operating Permit (GDO) permit conditions, including eManifest reporting as optional with reduced paperwork - but mandatory starting January 2018. 10. Started to issue tickets to NGTs.

Table A-2 New CMOM Programs January 1, 2016 through December 31, 2016

CMOM Program	CMOM Program Status	CD Reference	Significant Activities / Key Accomplishments
Sewer Overflow Response Plan ("SORP")	Pending EPA/FDEP review.	Section VI, Paragraph 19(b)	The Program document was finalized and submitted to the EPA/FDEP on July 2, 2015 - ahead of the CD compliance date of July 6, 2015. Work on the program was ongoing: 1. Developed Repeat SSO GIS Viewer. 2. Initiated the development of the SSO Consolidated Database.
Information Management System ("IMS") Program	Pending EPA/FDEP review.	Section VI, Paragraph 19(c)	The Program document was finalized and submitted to the EPA/FDEP on December 4, 2015 - ahead of the CD compliance date of December 7, 2015. Work on the program was ongoing: 1. Initiated the simplification of the AASIS process and the development of training material. 2. Manhole rim elevation and pipe inverts measurement for the WCTS and included data collected into GIS. 3. Continued updating GIS database to include the back log of as-builts 4. Initiated the enhancement of WWTMD MORS Functionality at SD WWTP 5. Acquired GraniteNet software
Sewer System Asset Management Program (SSAMP)	Pending EPA/FDEP review.	Section VI, Paragraph 19(d)	The Program document was finalized and submitted to the EPA/FDEP on the CD compliance date of October 6, 2015.
Gravity Sewer System Operations and Maintenance Program (GSSOMP)	Pending EPA/FDEP review.	Section VI, Paragraph 19(e)	Program was pending EPA and FDEP approval. Work on the program was ongoing: 1. Implemented a pilot program to monitor pH of sewage flow from select WASD WCTS locations.
Pump Station Operations and Preventative Maintenance Program (PSOPMP)	Pending EPA/FDEP review.	Section VI, Paragraph 19(f)	Program is pending EPA and FDEP approval.
Force Main Operations, Preventative Maintenance and Assessment/Rehabilitation Program	Pending EPA/FDEP review.	Section VI, Paragraph 19(g)	The Program document was finalized and submitted to the EPA/FDEP on the CD compliance date of August 6, 2015. Program is pending EPA and FDEP approval.
Force Main Rehabilitation/Replacement Program	Pending EPA/FDEP review.	Section VI, Paragraph 19(g)(iv)	The Program document was finalized and submitted to the EPA/FDEP on December 4, 2015 - ahead of the CD compliance date of December 7, 2015. Program is pending EPA and FDEP approval.

Table A-2 New CMOM Programs January 1, 2016 through December 31, 2016

CMOM Program	CMOM Program Status	CD Reference	Significant Activities / Key Accomplishments
WWTP Operations and Maintenance Program	Pending EPA/FDEP review.	Section VI, Paragraph 19(h)	The Program document was finalized and submitted to the EPA/FDEP on the CD compliance date of May 6, 2015. Program is pending EPA and FDEP approval.
Specific Capital Improvement Projects	Ongoing	Section VI, Paragraph 19(i)	A summary of these CIPs and their significant activities for the previous calendar year can be found in Tables A-3.1, A-3.2, and A-3.3 for the WWTPs; Tables A-4.1 and A-4.2 for the WCTLs; and Table A-5 for the Sewer Pump Station Systems included in Appendix A.
Financial Analysis Program	Pending EPA/FDEP review. EPA/FDEP submitted comments on November 25, 2015	Section VI, Paragraph 19(j)	WASD received comments from EPA and FDEP on November 25, 2015. WASD corrected all deficiencies in the Program identified by EPA and FDEP and submitted responses to the deficiencies on January 29, 2016. Program is pending EPA and FDEP approval.

Table A-3.1 South District WWTP Capital Improvement Projects January 1, 2016 through December 31, 2016

Project Number	Project Name	Project Description	Significant Activities /Key Accomplishments
1.1	Headworks	The SDWWTP Headworks project will be performed pursuant to Paragraph 19(i) and Appendix D. This project involves routine repairs on existing bar screen mechanisms in headwork structure prior to aerated grit chambers. Failure of bar screen mechanism could result in the blinding of the bar screen and cause an overflow of raw sewage from the plant headworks structure towards nearby surface waters, especially during peak wet weather.	Procurement and construction were ongoing. Construction rehabilitations of Grit No.1 (Screens No. 2) & Grit No. 2 (Screen No. 4) were completed.
1.2	Oxygen Production	The SDWWTP Oxygen Production project will be performed pursuant to Paragraph 19(i) and Appendix D. The purpose of this project is to replace and retrofit existing air compression units.	Design was completed. Permitting and procurement commenced. Construction of oil/water separator commenced and was completed.
1.3	Oxygenation Trains	The SDWWTP Oxygen Trains project will be performed pursuant to Paragraph 19(i) and Appendix D. The purpose of this project is to retrofit aeration mixers and rehabilitate and apply surface coating to the structure. This project was split into three child projects: (1) the structural rehab of the trains, (2) the electrical building expansions and (3) the mixer upgrades. and the mixer upgrades, which includes electrical and building upgrades. The structural rehab will be performed by in-house forces, and the mixer/building work will be designed and constructed in the future.	Structural rehabilitations of Train 1 and 7 were completed. Design of structural rehabilitation of Train 4 commenced. Design of electrical building expansion commenced.
1.4	Chlorine Building	The SDWWTP Chlorine Building project will be performed pursuant to Paragraph 19(i) and Appendix D. This project involves replacement of motor control centers, relocation of electrical panels and roof repairs of the old chlorine building where flushing water pumps are to remain.	In validation/planning stage.
1.5	Effluent Pump Station	The SDWWTP Effluent Pump Station project will be performed pursuant to Paragraph 19(i) and Appendix D. This project involves an upgrade of the existing obsolete pump control systems, upgrade of the pumps drives and motors, and structural rehabilitation of pump station wet well, i.e. chambers 2 through 4. This project has been split into three separate child projects: (1) structural rehabilitation of the effluent pump wet wells; (2) the building improvements and equipment for the remaining pumps respectively; (3) the electrical equipment associated with pumps 7,8 and 9.	Structural rehabilitation of wet well No. 3 was completed in September 2015. Design, permitting, procurement and construction continued.

Table A-3.1 South District WWTP Capital Improvement Projects January 1, 2016 through December 31, 2016

Project Number	Project Name	Project Description	Significant Activities /Key Accomplishments
1.6	Gravity Sludge Thickeners	The SDWWTP Gravity Sludge Thickeners project will be performed pursuant to Paragraph 19(i) and Appendix D. The objective of this project is to provide a combined Thickening and Dewatering facility under one common building. The existing sludge concentrators will be abandoned and a centrifuge thickening system will be utilized.	This project is being performed under design-build delivery method. Design continued. Permitting and procurement commenced.
1.7	Digesters and Control Buildings	The SDWWTP Digester and Control Buildings project will be performed pursuant to Paragraph 19(i) and Appendix D. The project involves the rehabilitation or replacement of digester roofs; digester tank cleaning, structural rehabilitation and coating, and sludge mixers improvement. This will prevent the loss of digestion capacity and the decline in biogas/methane production for power generation. In addition, it will decrease the amount of unstabilized sludge that will require landfill disposal.	Design and permitting continued.
1.8	Dewatering Facility	The SDWWTP Dewatering Facility project is being performed pursuant to Paragraph 19(i) and Appendix A. The purpose of this project is to replace the existing interim dewatering building with a new permanent dewatering facility. This will improve sludge dewatering and decrease solids accumulation in the secondary treatment process and prevent effluent limit violations.	This project is being performed under design-build delivery method. Design was completed. Permitting and procurement commenced.
1.9	FOG Removal Facility	The SDWWTP FOG Removal Facility project is being performed pursuant to Paragraph 19(i) and Appendix D. The current FOG separation tank is not capable of adequately handling solids load, resulting in excess odors and unanticipated manual labor to remove large amounts of grit, settled soils and hardened grease. The purpose of this project is to improve separation operations to the recently constructed FOG removal facility. This will result in the conveyance of oils and floating grease to a beneficial use option process and the removal of excess grit and settled solids.	Design and permitting were completed. Procurement commenced
1.10	Odor Control	The SDWWTP Odor Control project is being performed pursuant to Paragraph 19(i) and Appendix D. The purpose of this project is to upgrade the odor control facilities.	In validation/planning stage.

Table A-3.1 South District WWTP Capital Improvement Projects January 1, 2016 through December 31, 2016

Project Number	Project Name	Project Description	Significant Activities /Key Accomplishments
1.11	General Electrical	<p>The SDWWTP General Electrical project is being performed pursuant to Paragraph 19(i) and Appendix D. This project involves the rehabilitation and replacement of electrical controls and wiring as needed throughout the plant.</p> <p>This project schedule has been broken down into multiple child/sub projects to better reflect the way the work is being executed: 1) SDWWTP General Electrical In-House Construction. 2) Expand Switchgear A & B. 3) Replace Primary Feeders from Elect. Bldg. 1 to Substation 8.</p>	Design continued and permitting commenced.
1.12	Chlorine Contact Chamber Structural	The SDWWTP Chlorine Contact Chamber Structural project is being performed pursuant to Paragraph 19(i) and Appendix D. This project involves the structural rehabilitation and coating of chlorine contact chambers 1 through 4.	Design, procurement and construction continued. Procurement of Actuators was completed. Construction of Actuators commenced.

Table A-3.2 Central District WWTP Capital Improvement Projects January 1, 2016 through December 31, 2016

Project Number	Project Name	Project Description	Significant Activities / Key Accomplishments
2.1	Electrical Improvements	<p>The CDWWTP Electrical Improvements project is being performed pursuant to Paragraph 19(i) and Appendix D. This project involves the rehabilitation and replacement of electrical controls and wiring as needed throughout the plant. This project schedule has been broken down into multiple components more accurately reflect the way the work is being executed:</p> <ol style="list-style-type: none"> 1) CDWWTP General Electric In-house Construction - Substations 1, 2, 7A, 8A, 9A & 10A 2) Substations 3, 4A, 4B, 5 & 6 – This work is part of Project 2.27. 3) Substations 9 & 10 - This work is part of Project 2.10. 4) Substations 11 & 12 – This work is part of project 2.11. 5) Substations 15 & 16 – This work is part of Project 2.15. 6) Substations 17 & 18 – This work is part of Project 2.19. 	<p>Design, permitting, procurement and construction ongoing.</p> <p>Note: the majority of this work will be done in conjunction with other CD projects. Construction of Substation 1 & 2 was completed on May 5, 2016. Design of Substations 3, 4A, 4B, 5 & 6 and substation 11 & 12 commenced. Design and permitting of substations 9 & 10 commenced. Construction of substation 15 & 16 commenced. Design was completed, permitting and procurement commenced at Substations 17 & 18.</p>
2.2	Building Improvements	<p>The CDWWTP Building Improvements project is being performed pursuant to Paragraph 19(i) and Appendix D. The project involves the repair of maintenance, operations control and administration buildings at the plant. It includes the repair of the roofs and the staff facility. This project was split into two child projects; one for the building improvements to the Administrative Building and another for required repairs to other buildings, e.g. Maintenance, Operations, Storage, etc.</p>	<p>Design and permitting were completed. Procurement and construction continued.</p>
2.3	Headworks Plant 1	<p>The CDWWTP Headworks/Grit Basin Plant 1 project is being performed pursuant to Paragraph 19(i) and Appendix D. The existing screening facilities at the CDWWTP influent pump station are inefficient. This results in the accumulation of rags and plastics in plant processes which sometimes leads to pump, mixer and clarifier collection mechanism failure. This project involves the addition of influent screens and an electrical room with upgraded electrical instrumentation.</p>	<p>Design was completed. Permitting and procurement commenced and were completed. Construction commenced.</p>
2.4	Headworks Plant 2	<p>The CDWWTP Headworks/Grit Basin project is being performed pursuant to Paragraph 19(i) and Appendix D. The existing screening facilities at the CDWWTP influent pump station are inefficient. This results in the accumulation of rags and plastics in plant processes which sometimes leads to pump, mixer and clarifier collection mechanism failure. This project involves the addition of influent screens and an electrical room with upgraded electrical instrumentation.</p>	<p>Design was completed. Permitting and procurement commenced and were completed. Construction commenced.</p>

Table A-3.2 Central District WWTP Capital Improvement Projects January 1, 2016 through December 31, 2016

Project Number	Project Name	Project Description	Significant Activities / Key Accomplishments
2.5	Oxygenation Trains Plant 1	The CDWWTP Oxygenation Trains Plant 1 project is being performed pursuant to Paragraph 19(i) and Appendix D. The project involves the retrofitting of the aeration mixers, structural rehabilitation and surface coating application.	Design for Train No. 2 Plant 1 commenced. Procurement for Trains in Plant 1 continued. Construction continued.
2.6	Oxygenation Trains Plant 2	The CDWWTP Oxygenation Trains Plant 2 project is being performed pursuant to Paragraph 19(i) and Appendix D. The project involves the retrofitting of the aeration mixers, structural rehabilitation and surface coating application.	Procurement and construction continued. Structural rehab Train No. 1 commenced. Structural rehab Train No. 3 was completed. Installation of Mixers for Trains Nos. 2-4 was completed.
2.7	Secondary Clarifiers Plant 1	The CDWWTP Secondary Clarifiers Plant 1 project is being performed pursuant to Paragraph 19(i) and Appendix D. The purpose of this project is to rehabilitate the structure and replace the sludge collection mechanisms in the plant.	In validation/planning stage.
2.8	Secondary Clarifiers Plant 2	The CDWWTP Secondary Clarifiers Plant 2 project is being performed pursuant to Paragraph 19(i) and Appendix D. The purpose of this project is to rehabilitate the structure and replace the sludge collection mechanisms in the plant.	Design continued and permitting commenced.
2.9	RS Pump Stations Plant 1	The CDWWTP RS Pump Stations Plant 1 project is being performed pursuant to Paragraph 19(i) and Appendix D. This project involves the replacement of return sludge pump, piping, motor control centers and structural repairs to the pump stations.	In validation/planning stage.
2.10	RS Pump Stations Plant 2	The CDWWTP RS Pump Stations Plant 2 project is being performed pursuant to Paragraph 19(i) and Appendix D. This project involves the replacement of return sludge pump, piping, motor control centers and structural repairs to the pump stations.	Design continued. Permitting and procurement commenced.
2.11	Effluent Pump Station	The CDWWTP Effluent Pump Station project is being performed pursuant to Paragraph 19(i) and Appendix D. The purpose of this project is to replace the pump in the effluent pump station.	Design commenced.
2.12	Sludge Thickeners Plant 1	The CDWWTP Sludge Thickeners Plant 1 project is being performed pursuant to Paragraph 19(i) and Appendix D. This project involves the replacement of the thickened sludge pumps, sanitary sewer pumps, HVAC and electrical systems in the concentrator pump station. It also involves the rehabilitation of concentrator collector mechanisms and structural rehabilitation and coating of concentrators.	Design was completed. Permitting and procurement commenced.

Table A-3.2 Central District WWTP Capital Improvement Projects January 1, 2016 through December 31, 2016

Project Number	Project Name	Project Description	Significant Activities / Key Accomplishments
2.13	Sludge Thickeners Plant 2	The CDWWTP Sludge Thickeners Plant 2 project is being performed pursuant to Paragraph 19(i) and Appendix D. This project involves the replacement of the thickened sludge pumps, sanitary sewer pumps, HVAC and electrical systems in the concentrator pump station. It also involves the rehabilitation of concentrator collector mechanisms and structural rehabilitation and coating of concentrators.	Design was completed. Permitting and procurement commenced.
2.14	Digesters Plant 1	The CDWWTP Digesters Plant 1 project is being performed pursuant to Paragraph 19(i) and Appendix D. This project involves the complete rehabilitation of sludge digester clusters, i.e. roofs, concrete structures, recirculation and transfer pumps, mixers, and electrical pumps. This will prevent the loss of digestion capacity and the decline in biogas/methane production for power generation. In addition, it will decrease the amount of unstabilized sludge that will require landfill disposal.	In validation/planning stage.
2.15	Digesters Plant 2	The CDWWTP Digesters Plant 2 project is being performed pursuant to Paragraph 19(i) and Appendix D. This project involves the complete rehabilitation of sludge digester clusters, i.e. roofs, concrete structures, recirculation and transfer pumps, mixers, and electrical pumps. This will prevent the loss of digestion capacity and the decline in biogas/methane production for power generation. In addition, it will decrease the amount of unstabilized sludge that will require landfill disposal. This project has ben split into 4 child projects, one for each digester cluster.	Cluster 1: Permitting was completed. Procurement commenced and was completed. Construction continued. Cluster 2: Design was completed. Permitting commenced. Cluster 3: Design commenced Cluster 4: Design continued.
2.16	Dewatering Building	The CDWWTP Dewatering Building project is being performed pursuant to Paragraph 19(i) and Appendix D. The purpose of this project is to construct a new dewatering facility and sludge cake conveyance system to the sludge storage buildings.	Design was completed. Permitting and procurement commenced.
2.17	Chlorination Facilities	The CDWWTP Chlorination Facilities project is being performed pursuant to Paragraph 19(i) and Appendix D. This project involves the design and construction of a new bulk sodium hypochlorite storage and dosing system in separate outdoor structures to replace the existing chlorine gas system.	Permitting and procurement were completed. Construction commenced.
2.18	Odor Control Systems	The CDWWTP Cogeneration Facility Improvements project is being performed pursuant to Paragraph 19(i) and Appendix D. This involves the replacement of the motor control center of the odor control buildings including air-conditioned electrical rooms. It also involves replacement of odor control chemical pumps, piping, valves and gas stripping tower media.	A portion of this project is being performed in coordination with the Headworks projects 2.3 and 2.4. Design was completed. Permitting, procurement and construction commenced.

Table A-3.2 Central District WWTP Capital Improvement Projects January 1, 2016 through December 31, 2016

Project Number	Project Name	Project Description	Significant Activities / Key Accomplishments
2.19	Co-Gen Facility	The CDWWTP Cogeneration Facility Improvements project is being performed pursuant to Paragraph 19(i) and Appendix D. The project involves the installation of two new cogeneration engines, cogeneration building improvements, replacement of biogas pipeline and installation of biogas conditioning system. Thus, this project has been split into three separate child projects: the replacement of the generators, the biogas treatment facilities, and restrooms and building rehabilitation.	Construction was completed for the Co-Gen generator replacement. Design was completed, permitting and procurement commenced for the Co-Gen biogas treatment facilities improvements. Design was completed and permitting commenced for Co-Gen. Restroom and building rehabilitation.
2.20	Septage Uploading	The CDWWTP Septage Unloading project is required under Paragraph 19(i) and Appendix D. The CD scope of this project included the construction of a new septage handling station to remove FOG from the main wastewater treatment stream and treat either through digestion or an off-site third party facility. However, the violation associated with this project was resolved by requiring all hauled waste to be sent to the South District WWTP as of January 2013.	Court granted the joint motion to modify the CD work plan and delete Project 2.20 on December 28, 2016.
2.21	Pump Station 1	The CDWWTP Pump Station No. 1 project is being performed pursuant to Paragraph 19(i) and Appendix D. The purpose of this project is to rehabilitate the pump station for the odor control system and rehabilitate the bar screen mechanisms.	Design continued.
2.22	Pump Station 2	The CDWWTP Pump Station No. 2 project is being performed pursuant to Paragraph 19(i) and Appendix D. This project involves the rehabilitation of the pump station odor control system, rehabilitation of bar screen mechanism, and replacement pump stations flow metering to improve maintenance accessibility.	Design was completed. Permitting commenced and was completed. Procurement commenced.
2.23	O ₂ Plant Process Controls Phase 2	The CDWWTP O ₂ Plant Process Controls project is being performed pursuant to Paragraph 19(i) and Appendix D. Existing oxygen production systems are either failing or obsolete. The purpose of this project is to replace existing oxygen production systems.	Construction was completed on April 25, 2016 ahead of the CD compliance date of March 9, 2017.
2.24	Gas Monitoring	The CDWWTP Gas Monitoring project is being performed pursuant to Paragraph 19(i) and Appendix D. The purpose of this project is to monitor gas levels and place alarms in hazardous areas.	Permitting was completed. Procurement and construction commenced.
2.25	Ventilation Improvements	The CDWWTP Ventilation Improvements project is being performed pursuant to Paragraph 19(i) and Appendix D. The purpose of this project is to improve ventilation in hazardous areas and is being executed in conjunction with other Capital Improvement projects.	Design and permitting continued. Procurement and construction commenced.

Table A-3.2 Central District WWTP Capital Improvement Projects January 1, 2016 through December 31, 2016

Project Number	Project Name	Project Description	Significant Activities / Key Accomplishments
2.26	Rehabilitation of Walkways and Stairways	The CDWWTP Rehabilitation of Walkways and Stairways project is being performed pursuant to Paragraph 19(i) and Appendix D. This project involves the replacement of corroded walkways, stairways, railings, and grating throughout the plant.	Construction continued.
2.27	Oxygen Production	The CDWWTP Oxygen Production project is being performed pursuant to Paragraph 19(i) and Appendix D. The existing units are near the end of useful life and prone to failure. The purpose of this project is to construct a new 80 ton/day oxygen production cryogenic tower and air compression unit to provide full redundancy.	Design continued.
2.28	SCADA RTU Upgrades	The CDWWTP Building Improvements project was performed pursuant to Paragraph 19(i) and Appendix D. The old radio communication system was obsolete and it was difficult to procure parts. The purpose of the project was to upgrade the SCADA remote telemetry units to maintain operational sustainability.	Completed on February 10, 2014 - ahead of the CD compliance date of March 29, 2014.
2.29	High Strength Influent Impact Study	The CDWWTP High Strength Influent Impact Study was performed pursuant to Paragraph 19(i) and Appendix D. The CDWWTP was experiencing an increase in Total Suspended Solids (TSS) and Biochemical Oxygen Demand (BOD) loading. This study investigated the sources and conceptualized solutions to eliminate or mitigate the change in plant influent characteristics.	This study was completed as of June 4, 2014 - ahead of the CD compliance date of June 24, 2014.

Table A-3.3 North District WWTP Capital Improvement Projects January 1, 2016 through December 31, 2016

Project Number	Project Name	Project Description	Significant Activities / Key Accomplishments
3.1	Headworks and Sludge Degritting Transfer	The NDWWTP Headworks and Sludge Degritting and Transfer project is being performed pursuant to Paragraph 19(i) and Appendix D. This project is a two-phase approach to improve the existing screening facilities at the NDWWTP. In Phase 1, bar screens are replaced with perforated plate screens, and Phase 2 involves the upgrade of the pretreatment buildings for fire code compliance and replacement of primary sludge grit separation equipment.	Procurement and construction of Phase 1 and Phase 2 continued.
3.2	Primary Clarifiers and Odor Control	The NDWWTP Primary Clarifiers and Odor Control project is being performed pursuant to Paragraph 19(i) and Appendix D. This project involves the rehabilitation of the structures of the primary clarifiers. It also involves the rehabilitation of the mechanical and odor control systems at the plant.	Design and permitting continued.
3.3	Oxygenation Trains	The NDWWTP Oxygenation Trains project is being performed pursuant to Paragraph 19(i) and Appendix D. The purpose of this project is to rehabilitate the structures of the aeration tanks and its mechanical and electrical systems.	In validation/planning stage.
3.4	Oxygen Production	The NDWWTP Oxygen Production project is being performed pursuant to Paragraph 19(i) and Appendix D. This project involves the rehabilitation of the structure of the oxygen plant and its mechanical and electrical systems.	Design commenced.
3.5	Secondary Clarifiers	The NDWWTP Secondary Clarifiers project is being performed pursuant to Paragraph 19(i) and Appendix D. This project involves the rehabilitation of the structure of the secondary clarifiers and its mechanical and electrical systems.	Rehabilitation of mechanism Nos. 3, 6 and 8 was completed and performed by in-house plant staff. Rehabilitation of mechanism Nos. 1, 2, 4, 5, 7, 9 & 10 continued. Design, procurement and construction continued.
3.6	Disinfection	The NDWWTP Disinfection project is being performed pursuant to Paragraph 19(i) and Appendix D. This project involves the replacement of the chlorine gas storage, liquid chlorination and dosing system with bulk sodium hypochlorite storage and dosing system in the existing chlorine building.	Design was completed. Permitting commenced.

Table A-3.3 North District WWTP Capital Improvement Projects January 1, 2016 through December 31, 2016

Project Number	Project Name	Project Description	Significant Activities / Key Accomplishments
3.7	Effluent Disposal	<p>The NDWWTP Effluent Disposal project is being performed pursuant to Paragraph 19(i) and Appendix D. This project involves the installation of standby pumps to ensure effluent disposal capacity and the structural rehabilitation of the ocean outfall pump station wet well. This project has been split into two separate child projects: the Deep Injection Well (DIW) Pump Station and the Ocean Outfall (OOF) Pump Station.</p>	<p>The OOF Pump Station rehabilitation was completed in March 2015. Procurement was completed and construction continued.</p>
3.8	Plant Wide Electrical	<p>The NDWWTP Plant Wide Electrical project is being performed pursuant to Paragraph 19(i) and Appendix D. This project involves the rehabilitation and replacement of electrical controls and wiring as needed at the NDWWTP. This project schedule has been broken down into multiple child/sub projects to better reflect the way the work is being executed:</p> <ol style="list-style-type: none"> 1) NDWWTP General Electrical In House Construction Feeders 1 and 2 have been replaced. Feeders 9-14 are related to a new future electrical building and are pending WASD's decision to construct this new building. 2) Electrical Feeders 3-6 Feeders 3-6 will be replaced in conjunction with Project 3.01. 3) Electrical Feeders 7-8 Feeders 7 and 8 will be replaced along with Project 3.04. 	<p>Design, permitting, procurement and construction continued.</p>
3.9	Flood Mitigation	<p>The NDWWTP Flood Mitigation project is being performed pursuant to Paragraph 19(i) and Appendix D. The purpose of this project is to mitigate the flood potential in the Generator and Electrical Building at the NDWWTP.</p>	<p>Procurement and construction were completed. This project was completed on June 24, 2016 ahead of the CD compliance date of August 13, 2017.</p>
3.10	Yard Piping Replacement	<p>The NDWWTP Yard Piping Replacement project is being performed pursuant to Paragraph 19(i) and Appendix D. The purpose of this project is to replace the wastewater piping that interconnects unit processes throughout the plant.</p>	<p>Project was completed on May 24, 2016 ahead of the CD compliance date of December 4, 2021.</p>

Table A-3.3 North District WWTP Capital Improvement Projects January 1, 2016 through December 31, 2016

Project Number	Project Name	Project Description	Significant Activities / Key Accomplishments
3.11	SCADA RTU Upgrades	The NDWWTP SCADA RTU Upgrades project is being performed pursuant to Paragraph 19(i) and Appendix D. The current radio communication system is obsolete, and it is difficult to procure parts. The purpose of the project is to upgrade the SCADA remote telemetry units to maintain operational sustainability.	Project was completed on November 26, 2014 ahead of the CD compliance date of March 24, 2015.

Table A-4.1 Wastewater Collection and Transmission Lines January 1, 2016 through December 31, 2016

Project Number	Project Name	Project Description	Significant Activities / Key Accomplishments
4.1	Collection System I/I Repairs	The Collection System I/I Repairs project is being performed in accordance with Paragraph 19(i) and Appendix D of the CD. The project targets defective gravity sewers with excessive inflow/infiltration. It involves rehabilitation of the Collection System, (i.e. dig & replace mainlines and laterals, manhole replacement, cured-in-place liners and sectional liners) and will be performed concurrently with other work.	Work on this project is ongoing.
4.2	Government Cut FM Phase 1 & 2	The Government Cut FM Phases 1 & 2 project was performed in accordance with Paragraph 19(i) and Appendix D. The purpose of this two phase project is to replace critically damaged sections of the 54-inch force main to avert catastrophic failures in Government Cut. This project involved the replacement of the 54-inch FM with a 60-inch FM from the water shaft in Government Cut to mainland Miami Beach.	Project was completed on the CD compliance date of September 30, 2013.
4.3	Government Cut FM Phase 3	The Government Cut FM Phase 3 project is being performed in accordance with Paragraph 19(i) and Appendix D. Phase 3 of this project involves the replacement of the 54-inch FM from the land shaft at Fisher Island to CDWWTP at Virginia Key.	Project was completed on November 23, 2016 ahead of the CD compliance date of April 8, 2017.
4.4	North Dade 72 inch PCCP FM Rehabilitation	This North Dade Force Main Rehabilitation project is being performed in accordance with Paragraph 19(i) and Appendix D. The project replaces a damaged section of 72-inch force main that has experienced catastrophic failure. The rehabilitation involves 3.5 miles of 72-inch PCCP FM located between NW 17 Avenue and NE 10 Avenue in North Dade.	Project was completed on May 5, 2016 ahead of the CD compliance date of March 5, 2018.
4.5	South Dade 54 inch PCCP FM Rehabilitation	This South Dade Force Main Rehabilitation project is being performed in accordance with Paragraph 19(i) and Appendix D. The project involves the rehabilitation of 2.5 miles of 54-inch PCCP FM from SW 112 Avenue and SW 280 Street to SW 107 Avenue and SW 248 Street in South Dade. It replaces sections of the 54-inch force main that has critically damaged pipe segments. This project has been split into two (2) separate child projects: one which includes the 2.5 miles of 54-inch pipe rehabilitation and another for required bypasses.	Design continued. Permitting was completed. Procurement and construction commenced.

Table A-4.1 Wastewater Collection and Transmission Lines January 1, 2016 through December 31, 2016

Project Number	Project Name	Project Description	Significant Activities / Key Accomplishments
4.6	Replacement of Tamiami Canal Aerial Crossing FMs at NW 37th Avenue	This Tamiami Force Main Replacement project is being performed in accordance with Paragraph 19(i) and Appendix D. This project replaces corroded twin 24-inch FM crossing the Tamiami Canal at NW 37 Avenue, just south of NW 21 Street in the Tamiami area. The twin 24-inch force mains have experienced failures and are in need of replacement.	Construction was completed on May 27, 2014 - ahead of the CD compliance date of October 29, 2016.
4.7	Rehabilitation of 18 inch DIP FM in Miami Lakes	This Miami Lakes Force Main Replacement project is being replaced in accordance with Paragraph 19(i) and Appendix D. The purpose of this project is to replace severely corroded 18-inch pipe that has had multiple failures. It replaces one mile of 18-inch DIP FM located at NW 60 Avenue and NW 138 Street.	Construction was completed on December 7, 2015 ahead of the CD compliance date of April 9, 2017.
4.8	Rehabilitation of 54 inch PCCP FM in the City of Miami	This City of Miami Force Main Rehabilitation project is being performed pursuant to Paragraph 19(i) and Appendix D. A section of 54-inch force main in the City of Miami is deteriorated and has experienced failures. The project involves the rehabilitation of 2 miles of 54-inch PCCP FM by cured-in-place liner located on NW 2 Street between NW 67 Avenue and NW 37 Avenue in the City of Miami.	Procurement was completed. Construction commenced.
4.9	Replace Approximately 30 miles of AC FM Transmission System	This Force Main Transmission System Replacement project is being performed pursuant to Paragraph 19(i) and Appendix D. The purpose of this project is to replace asbestos cement force mains that have experienced failures and are difficult to locate in the field. This includes approximately 30 miles of AC FM transmission system.	See Table A-4.2.
4.10	Opa-Locka Airport FM Replacement	The Opa-Locka Airport PCCP Force Main Replacement project is being performed pursuant to Paragraph 19(i) and Appendix D. This project involves the rehabilitation of 2.5 miles of 48-inch PCCP force main running along the Biscayne Canal between NW 57th Avenue & NW 32nd Avenue. The length has been determined to have approximately one quarter of its line segments distressed based on in-situ condition assessments.	Design, permitting and procurement were completed. Construction commenced.

Table A-4.2 Project 4.9 Replacement of Approximately 26 Miles AC FM Transmission System January 1, 2016 through December 31, 2016

Line Number	Diameter	From Location	To Location	Significant Activities / Key Accomplishments
1	12	SW 112 Ave. & SW 104 St.	SW 112 Ave. & SW 112 St.	Design commenced.
2	8	NE 14 Ave. & 191 St.	NE 14 Ave. & Miami Gardens Dr.	Procurement and construction were completed. This project was completed on October 25, 2016.
3	6	PS 356	NW 53 Ct. & NW 195 Dr.	This project was completed on August 11, 2014.
4	8	NW 53 Ct. & NW 195 Dr.	NW 52 Ct. & NW 191 Dr.	This project was completed on August 11, 2014.
5	10	NW 52 Ct. & NW 191 St.	NW 52 Ct. & NW 188 Dr.	This project was completed on August 11, 2014.
6	6	PS 362	NW 52 Ct. & NW 190 Dr.	Permitting and procurement were completed.
7	10	NW 52 Ct. & NW 190 St.	NW 52 Ave. & NW 189 Ter.	Permitting and procurement were completed.
8	10	NW 52 Ct. & NW 188 St.	NW 52 Ave. & NW 183 St.	This project was completed on August 11, 2014.
9	8	PS 385	NW 29 Ct. & NW 199 St.	This project was completed on August 7, 2015.
10	12	NW 29 Ct. & NW 199 St.	NW 30 Pl. & NW 199 St.	This project was completed on August 7, 2015.
11	8	NW 29 Ct. & NW 199 St.	NW 28 Ave. & NW 199 St.	This project was completed on August 7, 2015.
12	6	PS 374	NW 28 Ave. & NW 199 St.	This project was completed on August 7, 2015.
13	12	NW 30 Pl. & NW 199 St.	NW 37 Ave. & NW 199 St.	This project was completed on August 7, 2015.
14	8	PS 368	NW 37 Ave. & NW 194 Ter.	This project was completed on June 3, 2015.
15	4	PS 375	NW 29 Pl. and NW 191 St.	This project was completed on June 3, 2015.
16	10	PS 427	NW 29 Pl. and NW 191 St.	This project was completed on June 3, 2015.
17	10	NW 29 Pl. and NW 191 St.	NW 32 Ave. & NW 191 St.	This project was completed on June 3, 2015.
18	6	PS 376	NW 32 Ave. & NW 191 St.	This project was completed on June 3, 2015.
19	6	PS 377	NW 36 Ave. & NW 183 St.	This project was completed on June 3, 2015.
20	8	PS 366	NW 42 Pl. & NW 199 Ter.	Procurement was completed. Construction commenced.
21	10	NW 42 Pl. & NW 199 Ter.	NW 39 Ct. & NW 199 St.	Procurement was completed. Construction commenced.
22	6	PS 358	PS 352	Procurement was completed. Construction commenced.
23	8	PS 1022	PS 1072	Design was completed. Permitting commenced.
24	8	PS 353	NW 48 Ct. & NW 178 Ter.	Design, permitting, procurement and construction were completed. This project was completed October 27, 2016.
25	10	NW 52 Ave. & NW 173 Dr.	NW 52 Ave. & NW 178 Ter.	Procurement was completed. Construction commenced.
26	6	PS 354	NW 52 Ave. & NW 173 Dr.	Procurement was completed. Construction commenced.
27	4	Pvt. PS @ SW 149 Ter.	MH 14 @ PS 719	Project was completed on November 20, 2015.
28	8	PS 786	MH 5 @ PS 785	In validation/planning stage.
29	12	PS 811	SW 107 Ave. & SW 76 St.	Permitting commenced.
30	12	PS 811	SW 102 Ave. & SW 81 St.	Permitting commenced.
31	10	PS 812	SW 102 Ave. & SW 84 St.	Permitting commenced.

Table A-4.2 Project 4.9 Replacement of Approximately 26 Miles AC FM Transmission System January 1, 2016 through December 31, 2016

Line Number	Diameter	From Location	To Location	Significant Activities / Key Accomplishments
32	12	SW 107 Ave. & SW 104 St.	SW 107 Ave. & Kendale Blvd.	Procurement was completed.
33	4	Pvt. PS @ 114 Ave. & SW 169 St.	MH 59 @ SW 103 Ave.	Design, permitting, procurement and construction were completed. This project was completed on August 12, 2016.
34	10	PS 709	Homestead Ave. & Kumquat St.	Design continued.
35	6	SW 110 Ave. & Banyan St.	SW 95 Ave. & SW Banyan St.	Design continued.
36	4	PS 721	US1 & Banyan St.	Design continued.
37	4	PS 749	PS 731	Design continued.
38	4	PS 747	US1 & East Indigo St.	Design continued.
39	10	SW 102 Ave. & SW 176 St.	Homestead Ave. & West Jessamine	Design continued.
40	8	PS 745	SW 102 Ave. & SW 175 St.	Design continued.
41	4	PS 731	SW Duval Ave. & West Indigo St.	Design continued.
42	10	SW 102 Ave. & West Jessamine	US1 & SW 184 St.	Design continued.
43	12	Homestead Ave. & 180 St.	Railroad St. & SW 184 St.	Design continued.
44	8	PS 810	SW 118 Pl. & SW 72 St.	In validation/planning stage.
45	12	PS 793	SW 118 Pl. & SW 72 St.	In validation/planning stage.
46	6	PS 724	SW 106 Ave. & SW 155 St.	Design continued.
47	8	PS 869	SW 122 Ave. & SW 88 St.	Procurement was completed. Construction commenced.
48	10	PS 1017	SW 123 Pl. & SW 268 St.	Design continued.
49	10	PS 1029	SW 132 Ave. & 268 St.	Design continued.
50	8	SW 137 Ave. & SW 268 St.	SW 128 Ave. & 268 St.	Design continued.
51	10	PS 1028	SW 137 Ave. & 288 St.	Design continued.
52	10	PS 1027	SW 132 Ave. & 280 St.	Design continued.
53	8	PS 1018	MH 44A @ SW 132 Ave.	Design continued.
54	12	SW 137 Ave. & SW 72 St.	SW 142 Ave. & SW 72 St.	In validation/planning stage.
55	12	SW 142 Ave. & SW 72 St.	SW 147 Ave. & SW 72 St.	In validation/planning stage.
56	8	PS 864	SW 147 Ave. & SW 72 St.	In validation/planning stage.
57	8	SW 142 Ave. & Kendale Lakes Blvd.	SW 140 Ave. & Kendale Lakes Blvd.	In validation/planning stage.

Table A-4.2 Project 4.9 Replacement of Approximately 26 Miles AC FM Transmission System January 1, 2016 through December 31, 2016

Line Number	Diameter	From Location	To Location	Significant Activities / Key Accomplishments
58	10	SW 140 Ave. & Kendale Lakes Blvd.	SW 137 Ave. & Kendale Lakes Blvd.	In validation/planning stage.
59	12	SW 137 Ave. & Kendale Lakes Blvd.	SW 137 Ave. & SW 81 St.	In validation/planning stage.
60	8	PS 1013	PS 1012	Design commenced.
61	10	PS 1012	SW 144 Ave. & SW 280 St.	Design commenced.
62	8	PS 1011	SW 144 Ct. & SW 280 St.	Design commenced.
63	10	SW 147 Ave. & SW 288 St.	SW 134 Pl. & SW 288 St.	Design continued.
64	6	PS 1009	SW 147 Ave. & SW 296 St.	Design commenced.
65	6	PS 1006	PS 1005	Design commenced.
66	8	PS 1002	SW 152 & SW 304 St.	In validation/planning stage.

Table A-5 Sewer Pump Station Systems January 1, 2016 through December 31, 2016

Project Number	Project Name	Project Description	Significant Activities / Key Accomplishments
5.1	Upgrade of PS No. 0418	The Upgrade of PS No. 0418 project is being performed pursuant to Paragraph 19(i) and Appendix D. The station has reached the end of its useful life, and a booster station is needed to relieve pressures in the Doral area. The purpose of this project is to convert PS No. 0418 into a booster type station.	Procurement was completed. Construction commenced.
5.2	Upgrade of PS No. 0691	The Upgrade of PS No. 0691 project is being performed pursuant to Paragraph 19(i) and Appendix D. The existing equipment of the PS is beyond its useful life and capacity increase is required to handle increased Homestead flows. This project involves the replacement of pumping and electrical equipment in PS No. 0691.	Design was ongoing.
5.3	Upgrade of PS No. 0692	The Upgrade of PS No. 0692 project is being performed pursuant to Paragraph 19(i) and Appendix D. The existing equipment of the PS is beyond its useful life and capacity increase is required to handle increased Homestead flows. This project involves the replacement of pumping and electrical equipment in PS No. 0692.	Design was completed. Permitting commenced.
5.4	Replacement of Switchgear PS No. 0414	The Replacement of Switchgear PS No. 0414 project is being performed pursuant to Paragraph 19(i) and Appendix D. The existing equipment of the PS is beyond its useful life. This project involves the replacement of electrical switchgear in PS No. 0414.	Design was completed. Permitting and procurement commenced.
5.5	Replacement of Switchgear and Rehabilitation of Wet Well PS No. 0415	The Replacement of Switchgear and Rehabilitation of Wet Well PS No. 0415 project is being performed pursuant to Paragraph 19(i) and Appendix D. The existing equipment of the PS is beyond its useful life, and the wet well structure is badly deteriorated due to H ₂ S. This project involves the replacement of electrical switchgear and the rehabilitation of the wet well to include an odor control unit.	Design was completed. Permitting and procurement commenced.
5.6	Replacement of Switchgear PS No. 0416	The Replacement of Switchgear PS No. 0416 project is being performed pursuant to Paragraph 19(i) and Appendix D. The existing equipment of the PS is beyond its useful life. This project involves the replacement of electrical switchgear in PS No. 0416.	Design was completed. Permitting and procurement commenced.

Table A-5 Sewer Pump Station Systems January 1, 2016 through December 31, 2016

Project Number	Project Name	Project Description	Significant Activities / Key Accomplishments
5.7	Replacement of Switchgear and Rehabilitation of Wet Well PS No. 0417	The Replacement of Switchgear and Rehabilitation of Wet Well PS No. 0417 project is being performed pursuant to Paragraph 19(i) and Appendix D. The existing equipment of the PS is beyond its useful life, and the wet well structure is badly deteriorated due to H ₂ S. This project involves the replacement of electrical switchgear and the rehabilitation of the wet well of PS No. 0417 to include an odor control unit.	Design was completed. Permitting and procurement commenced.
5.8	Replacement of Electrical and Mechanical Equipment PS No 0107	The Replacement of Electrical and Mechanical Equipment PS No. 0107 project is being performed pursuant to Paragraph 19(i) and Appendix D. The existing equipment of the PS is beyond its useful life, and parts are not readily available for the load cell type controllers. This project involves the replacement of pumping and electrical equipment of PS No. 0107.	Permitting and procurement were completed. Construction commenced.
5.9	Replacement of Pumping and Electrical Equipment PS No. 0301	The Replacement of Pumping and Electrical Equipment PS No. 0301 project is being performed pursuant to Paragraph 19(i) and Appendix D. The existing equipment is beyond its useful life due to the saltwater environment. This project involves the replacement of pumping and electrical equipment of PS No. 0301 to include a generator.	Design and permitting were completed. Procurement commenced.
5.10	Upgrade of PS No. 0488	The Upgrade of PS No. 0488 project is being performed pursuant to Paragraph 19(i) and Appendix D. The existing equipment is beyond its useful life. This project involves the conversion of the PS to a submersible type station.	Procurement and construction were completed. This project was completed on December 8, 2016 ahead of the CD compliance date May 9, 2018.
5.11	Installation of 60 inch FM from Kendall Dr. to PS No. 0536	On August 12, 2015 WASD submitted a Request for Non-Material Change for Appendix D CIP 5.11. WASD proposed the cost effective alternative of adding a 48-inch connection to the suction side of PS 0536 that will provide similar benefits to those of the 60-inch FM for CD Appendix D CIP 5.11. WASD received EPA and FDEP approval on October 28, 2015.	Design was completed. Permitting and procurement commenced.
5.12	Replacement of Switchgear PS No. 0187	The Replacement of Switchgear PS No. 0187 project is being performed pursuant to Paragraph 19(i) and Appendix D. The existing equipment of the PS is beyond its useful life, and parts are not readily available. This project involves the replacement of the Anvic Drive with a VFD.	Permitting was completed. Procurement commenced.

Table A-5 Sewer Pump Station Systems January 1, 2016 through December 31, 2016

Project Number	Project Name	Project Description	Significant Activities / Key Accomplishments
5.13	Refurbish Emergency Generators and Controls at Regional PSs	The Refurbish Emergency Generators and Controls at regional PSs project is being performed pursuant to Paragraph 19(i) and Appendix D. The emergency backup generators are unreliable due to the age of the controllers and the condition of the wiring on the engines. The purpose of this project is to refurbish emergency generators and controls at regional PSs.	This project was completed on February 4, 2016 ahead of the CD compliance date July 20, 2016.
5.14	Upgrade of PSs Nos. 0086 and 0492	The Upgrade of Pump Stations No. 0086 and 0492 project was performed and completed pursuant to Paragraph 19(i) and Appendix D. The project was designed to increase reliability and extend the service life of the pump station. The pump stations also exceeded the Adequate Transmission Capacity Criteria with a NAPOT of greater than 10 hours. For this project, Pump Station No. 0086 was converted to a submersible type pump station with an existing wet well and the electrical controls and instrumentation were upgraded. The electrical controls and instrumentation for Pump Station No. 0492 were upgraded. It was also rehabilitated to a new submersible type pump station.	PS No. 0086 was completed on July 15, 2013 and PS No. 0492 on April 25, 2013. Both were completed ahead of the CD compliance date of December 31, 2013.
5.15	Upgrade of PSs Nos. 0065, 0201, 0374, 0607	The Upgrade of PSs No. 0065, 0201, 0334, 0374, 0607 project is being performed pursuant to Paragraph 19(i) and Appendix D. The pump stations exceed the Adequate Transmission Capacity Criteria with a NAPOT of greater than 10 hours. The PS No. 0065 is being upgraded to include new submersible pumps in the existing dry well, installation of larger suction and discharge piping, and an electrical upgrade. The PS No. 0201 is being upgraded to include new submersible pumps, installation of a new valve box, an electrical upgrade and 48 I/I repairs for a flow of 176 gpm. The PS No. 0334 project involves the conversion to a new submersible type pump station, an electrical upgrade and the installation of 2,200 L.F. of new 8-inch FM. The PS No. 0374 is being upgraded to include new submersible pumps, installation of a new valve box, an electrical upgrade and the installation of 320 L.F. of new 8-inch FM. The PS No. 0607 project involves the conversion to a new submersible type pump station and an electrical upgrade.	This project was completed on December 30, 2015 - ahead of the CD compliance date of December 31, 2015.

Table A-5 Sewer Pump Station Systems January 1, 2016 through December 31, 2016

Project Number	Project Name	Project Description	Significant Activities / Key Accomplishments
5.16	Upgrade of PSs Nos.0198, 0437, 0466, 0680	The Upgrade of PSs No. 0198, 0437, 0466, 0680 project is being performed pursuant to Paragraph 19(i) and Appendix D. The pump stations exceed the Adequate Transmission Capacity Criteria with a NAPOT of greater than 10 hours. The PS No. 0198 is being upgraded to include new submersible pumps in the existing dry well, an electrical upgrade and flow isolation and I/I repairs, if necessary. The PSs No. 0437 and 0466 are being upgraded to include new submersible pumps, installation of a new valve box, and an electrical upgrade. The PS No. 0680 is being upgraded to include new submersible pumps, new valves above ground and an electrical upgrade.	Procurement was completed. Construction commenced. PS No. 0198: Construction continued. PS No. 0437: Construction was completed on December 30, 2016 ahead of CD Compliance date of December 31, 2016. PS No. 0466: Construction was completed on October 21, 2016 ahead of CD Compliance date of December 31, 2016. PS No. 0680: Construction was completed on December 1, 2016 ahead of CD Compliance date of December 31, 2016.
5.17	Upgrade of PSs Nos. 0037, 0351, 0370, 0403	The Upgrade of PSs No. 0037, 0351, 0370, 0403 project is being performed pursuant to Paragraph 19(i) and Appendix D. The pump stations exceed the Adequate Transmission Capacity Criteria with a NAPOT of greater than 10 hours. The PS No. 0037 project involves the conversion to a new submersible type pump station and an electrical upgrade. The PS No. 0351 is being upgraded to include new submersible pumps, installation of a new valve box, an electrical upgrade and the replacement of 360 L.F. of 4-inch with 8-inch FM. The PS No. 0370 project involves the conversion to a new submersible type pump station, an electrical upgrade and the installation of 760 L.F. of new 8-inch FM. The PS No. 0403 project involves the conversion to a new submersible type pump station, an electrical upgrade and the installation of an on-site generator.	Design was completed. Permitting and procurement commenced.

Table A-5 Sewer Pump Station Systems January 1, 2016 through December 31, 2016

Project Number	Project Name	Project Description	Significant Activities / Key Accomplishments
5.18	Upgrade of PSs Nos. 0441, 0491, 0710, 0827, 0852, 1236	<p>The Upgrade of PSs No. 0441, 0491, 0710, 0827, 0852, 1236 project is being performed pursuant to Paragraph 19(i) and Appendix D. The pump stations exceed the Adequate Transmission Capacity Criteria with a NAPOT of greater than 10 hours. The PS No. 0441 project involves the conversion to a new submersible type pump station and an electrical upgrade. PS No. 0491 is undergoing flow isolation and I/I repairs, if necessary. The PS No. 710 project involves the conversion to a new submersible type pump station, an electrical upgrade and the installation of 1,800 L.F. of new 8-inch FM. The PS No. 0827 is being upgraded to include larger submersible pumps, installation of a new valve vault, an electrical upgrade and the replacement of 1,600 L.F. of 4-inch FM with 8-inch FM. The PS No. 0852 project involves the conversion to a new submersible type pump station and an electrical upgrade. PS No. 1236 is undergoing 300 I/I repairs to achieve a flow of 130 gpm.</p>	In validation/planning stage.
5.19	SCADA RTU Upgrades	<p>The SCADA RTU Upgrades project is being performed pursuant to Paragraph 19(i) and Appendix D. The current radio communication system is obsolete, and it is difficult to procure parts. The purpose of the project is to upgrade the SCADA remote telemetry units for 635 pump stations to maintain operational sustainability.</p>	Construction was completed on November 23, 2015 - ahead of the CD compliance date of March 18, 2016.

Appendix B SSO Cause Analysis Tables

Table B-1: SSO Volume Analysis

CAUSE		2014	2015	2016
1. Building Backups (Laterals)		612 gal.	58 gal.	101 gal.
Blockage	(i) PM Activity*	76 gal.	43 gal.	88 gal.
	(ii) Roots	5 gal.	- gal.	- gal.
	(iii) Grease	455 gal.	9 gal.	- gal.
	(iv) Debris	2 gal.	- gal.	- gal.
Break	(v) Contractor Involved	56 gal.	1 gal.	- gal.
	(vi) Other	18 gal.	5 gal.	13 gal.
2. Air Release Valves		31,685 gal.	66,977 gal.	88,159 gal.
(a) Automatic		12,485 gal.	63,507 gal.	34,657 gal.
Break/Mal-functioning	(i) Malfunctioning/Other	2 gal.	3,055 gal.	3,220 gal.
	(ii) Riser/Nipple	2,232 gal.	- gal.	12,875 gal.
	(iii) Valve	90 gal.	- gal.	- gal.
	(iv) Contractor Involved	9,930 gal.	60,140 gal.	6,015 gal.
	(v) Vandalism	- gal.	- gal.	12,200 gal.
Blockage	(iv) Grease Blockage	5 gal.	36 gal.	220 gal.
	(v) Debris Blockage	226 gal.	276 gal.	127 gal.
(b) Manual		19,200 gal.	3,470 gal.	53,502 gal.
Broken	(i) Riser/Nipple	5,800 gal.	2,710 gal.	33,982 gal.
	(ii) Valve	2,600 gal.	- gal.	- gal.
	(iii) Contractor Involved	10,800 gal.	750 gal.	19,470 gal.
	(iv) Vandalism	- gal.	- gal.	- gal.
Blockage	(v) Grease Blockage	- gal.	- gal.	- gal.
	(vi) Debris Blockage	- gal.	10 gal.	50 gal.
3. Pump Station		542,178 gal.	2,000,468 gal.	86,065 gal.
Other/Broken	(i) FPL Service Outage	- gal.	2,000,000 gal.	- gal.
	(ii) Pump	100 gal.	- gal.	- gal.
	(iii) Pipe/Pump-out	200 gal.	468 gal.	86,065 gal.
	(iv) Electrical	540,500 gal.	- gal.	- gal.
	(v) Level/Bubbler	- gal.	- gal.	- gal.
	(vi) Valve	628 gal.	- gal.	- gal.
	(vii) Bypass Operation	750 gal.	- gal.	- gal.
	(viii) Contractor Involved	- gal.	- gal.	- gal.
	(ix) SCADA	- gal.	- gal.	- gal.
	(x) Other	- gal.	- gal.	- gal.
4. Gravity Main		5,447 gal.	1,629 gal.	1,008 gal.
Blockage	(i) Grease	1,682 gal.	1,075 gal.	908 gal.
	(ii) Debris	180 gal.	134 gal.	5 gal.
	(iii) Roots	2,400 gal.	- gal.	- gal.
	(iv) Other	900 gal.	110 gal.	60 gal.
Break	(iv) Contractor Involved	285 gal.	260 gal.	35 gal.
	(v) Other	- gal.	50 gal.	- gal.
5. Force Main		2,101,605 gal.	651,001 gal.	1,024,873 gal.
Break	(i) Contractor Involved	995,860 gal.	509,115 gal.	556,888 gal.
	(ii) Vandalism	- gal.	5,800 gal.	50 gal.
	(iii) Corrosion	738,446 gal.	84,756 gal.	363,480 gal.
	(iv) Bedding/Settlement	39,139 gal.	51,130 gal.	21,350 gal.
	(v) Other	328,160 gal.	200 gal.	83,105 gal.
6. Capacity Rel. - Rain/Sur/Press		- gal.	500 gal.	- gal.
(i) No Improvement Ness.		- gal.	500 gal.	- gal.
(ii) Improvement Rec.		- gal.	- gal.	- gal.
SSOs (Excluding BBUs)		2,680,915 gal.	2,720,575 gal.	1,200,105 gal.
Total		2,681,527 gal.	2,720,633 gal.	1,200,206 gal.

Table B-2: SSO Event Cause Analysis

CAUSE		2014	2015	2016
1. Building Backups (Laterals)		34	22	21
Blockage	(i) PM Activity*	20	11	17
	(ii) Roots	2	-	-
	(iii) Grease	3	6	-
	(iv) Debris	1	-	-
Break	(v) Contractor Involved	3	1	-
	(vi) Other	5	4	4
2. Air Release Valves		17	20	34
(a) Automatic		13	15	23
Break/Malfunctioning	(i) Malfunctioning/Other	1	3	7
	(ii) Riser/Nipple	1	-	5
	(iii) Valve	1	-	-
	(iv) Contractor Involved	1	3	2
	(v) Vandalism	-	-	3
Blockage	(iv) Grease Blockage	1	3	2
	(v) Debris Blockage	8	6	4
(b) Manual		4	5	11
Broken	(i) Riser/Nipple	1	1	7
	(ii) Valve	2	-	-
	(iii) Contractor Involved	1	3	3
	(iv) Vandalism	-	-	-
Blockage	(v) Grease Blockage	-	-	-
	(vi) Debris Blockage	-	1	1
3. Pump Station		8	2	3
Other/Broken	(i) FPL Service Outage	-	1	-
	(ii) Pump	1	-	-
	(iii) Pipe/Pump-out	1	1	3
	(iv) Electrical	2	-	-
	(v) Level/Bubbler	-	-	-
	(vi) Valve	3	-	-
	(vii) Bypass Operation	1	-	-
	(viii) Contractor Involved	-	-	-
	(ix) SCADA	-	-	-
	(x) Other	-	-	-
4. Gravity Main		54	46	32
Blockage	(i) Grease	44	34	27
	(ii) Debris	5	6	1
	(iii) Roots	1	-	-
	(iv) Other	1	2	2
Break	(iv) Contractor Involved	3	3	2
	(v) Other	-	1	-
5. Force Main		32	37	36
Break	(i) Contractor Involved	10	11	15
	(ii) Vandalism	-	1	3
	(iii) Corrosion	10	14	9
	(iv) Bedding/Settlement	6	10	2
	(v) Other	6	1	7
6. Capacity Rel. - Rain/Sur/Press		-	1	-
	(i) No Improvement Ness.	-	1	-
	(ii) Improvement Rec.	-	-	-
SSOs (Excluding BBUs)		111	106	105
Total		145	128	126

* Prior to entry of the Consent Decree the County had not treated Building Backups as SSOs as it was not required to do so. Because the Consent decree was entered on December 6, 2013, the County only has one full year of Building Backup data.